



# CONDOR GOLD

EUROPEAN GOLD FORUM

19<sup>th</sup> to 20<sup>th</sup> April 2016



# DISCLAIMER

- This written presentation (the "**Slides**") has been prepared by Condor Gold plc (the "**Company**"). The Slides are the sole responsibility of the Company and are subject to updating, correction, completion, revision, further verification and amendment. Any reference to the Slides shall include any part or parts thereof.
- The Slides, and the accompanying oral presentation, do not constitute (i) an offer or an intended offer of securities in the Company, (ii) a recommendation regarding any decision to sell or purchase securities in the Company or (iii) a prospectus, disclosure document or listing particulars relating to the Company nor do they form part of any offer or invitation to purchase, sell or subscribe for, or any solicitation of any such offer to purchase, sell or subscribe for, any securities in the Company. The Slides, or the fact of their distribution, shall not form the basis of and should not be relied on in connection with, any contract or future decision to acquire the Company's securities.
- The Slides and the accompanying oral presentation are confidential and the Slides are being supplied to you solely for your information and may not be reproduced or distributed, passed on or disclosed, whether directly or indirectly, to any other person or published, in whole or in part, for any purpose. No reliance may be placed for any purpose whatsoever on the information contained in the Slides and the accompanying verbal presentation or the completeness, fairness or accuracy of such information. No representation or warranty, express or implied, is given by or on behalf of the Company or its shareholders, directors, officers, or employees or any other person as to the accuracy or completeness of the information or opinions contained in the Slides and the accompanying verbal presentation, and no liability is accepted for any such information or opinions (including in the case of negligence, but excluding any liability for fraud).
- The Slides contains maps, charts, schematics, cross-sections and other graphics and images (the "**Images**") which have been produced by the Company using common software packages such as MapInfo and Micromine. The source data for the Images includes the Company's own data, data from third party consultants and from publicly available information.
- The Slides may contain forward-looking statements, which relate, inter alia, to the Company's proposed strategy, plans and objectives. Such forward-looking statements are based on current expectations and involve known and unknown risks, uncertainties and other factors beyond the control of the Company that could cause the actual performance or achievements of the Company to be materially different from any future results, performance or achievements expressed or implied by such forward-looking statements. Such risks, uncertainties and other factors include, among others, changes in the credit markets, changes in interest rates, legislative and regulatory changes, changes in taxation regimes, changes in gold and silver prices, political risks, operational risks and general economic and business conditions. These forward-looking statements speak only as at the date of the Slides, they should not be relied on and the Company accepts no obligation to disseminate any updates or revisions to them. No representation or warranty is given by the Company as to the performance, achievement or reasonableness of any such forward-looking statements.
- In the United Kingdom the Slides are for distribution only to persons who fall within the exemptions contained in Articles 19(5) and 49(2) of the Financial Services and Markets Act 2000 (Financial Promotion) Order 2005 (as amended) ("**FPO**") (such as persons who are authorised or exempt persons within the meaning of the FPO and certain other persons having professional experience in matters relating to investments, high net worth companies, unincorporated associations or partnerships and the trustees of high value trusts) and persons to whom distribution may otherwise lawfully be made. Any investment, investment activity or controlled activity to which the Slides relate is available only to such persons and will be engaged in only with such persons. Persons of any other description, including those that do not have professional experience in matters relating to investments, should not rely or act upon the Slides.
- The Slides should not be distributed, published, reproduced or otherwise made available in whole or in part by the recipients or any other person to any other person or for any purpose. In particular, neither the Slides nor any copy of them may be distributed or transmitted in or into the United States of America, Australia, the Republic of South Africa, the Republic of Ireland, Japan or Canada or in any other country outside the United Kingdom where such distribution may lead to a breach of law or regulatory requirements or transmitted, distributed or sent to or by any national, resident or citizen of such countries or to any US Person as that term is defined in Regulation S under the United States Securities Act of 1933 (as amended) (the "**Securities Act**"). The distribution of the Slides in certain jurisdictions may be restricted by law and therefore persons into whose possession these Slides come should inform themselves about and observe any such restrictions. Any such distribution could result in a violation of the law of such jurisdiction.
- The ordinary shares referred to in the Slides (the "**Shares**") have not been, and will not be, registered under the Securities Act or with any securities regulatory authority of any state or other jurisdiction of the United States. The Company has not been registered and will not register under the United States Investment Company Act of 1940 (as amended). Subject to certain exceptions, the Company's securities may not, directly or indirectly, be offered or sold within the United States of America, Australia, South Africa, the Republic of Ireland, Japan or Canada or offered or sold to a resident of such countries.
- **The Shares have not been recommended by the US federal or state securities commission or regulatory authority nor have such authorities confirmed the accuracy or adequacy of this document. Any representation to the contrary is a criminal offence in the United States.**



# Introduction to La India Project

- Historic production 576,000 oz gold @ 13.4g/t prior to closure in 1956. Circa 40,000 oz gold p.a. Noranda Mining
- 2.3M oz gold @ 4.0g/t to NI 43-101 CIM Code Mineral Resource– Sept 2014
- 675,000 oz gold @ 3.0g/t to NI 43-101 CIM Code Mineral Reserve- Nov 2014
- All-in sustaining cash cost under US\$700 per oz gold
- US\$110m low up front capital cost for base case
- **Whittle Enterprise Optimisation study increases gold production across 4 scenarios by 20% to 25% in 1<sup>st</sup> 5 years. Contained gold ranges 866k oz to 1.54M oz gold**
- Resource confined to only 10% of District, potential to double mineral resource
- **Significantly undervalued: US\$13 per resource oz gold in the ground and price\_to\_book ration 0.17 times**



# Strategy Statement

## Strategy:

- Fully Permit Mina La India for 2,800tpd Processing Plant for 100,000 oz gold production per annum
- Continue successful exploration strategy to demonstrate significant upside of La India Project



# Nicaragua Concessions 408 sq km land holdings



# Why Nicaragua?

- Mining friendly jurisdiction, gold is the 2<sup>nd</sup> largest export
- 25 year concessions
- 100% ownership by overseas investors
- Very supportive Ministry of Energy and Mines
- Flagship La India Concession exempt VAT
- Capital costs of new processing plant tax deductible
- Low labour costs
- Repatriation of capital permitted
- Strong mining law
- Under explored
- Taxes reasonable, 3% royalty and 30% corporation tax



# NI 43-101 CIM Standard Resource/Reserve- Sept 2014

## Mineral Resource

La India Project

1.1M oz gold @ 3.5g/t in Indicated Category

1.2M oz gold @ 4.5g/t in Inferred Category

---

2.3M oz gold @ 4.0g/t

Including Open pit:

862,000 oz gold @ 3.2g/t Indicated

139,000 oz gold @ 2.6g/t Inferred

---

1,001,000 oz gold @ 3.1g/t

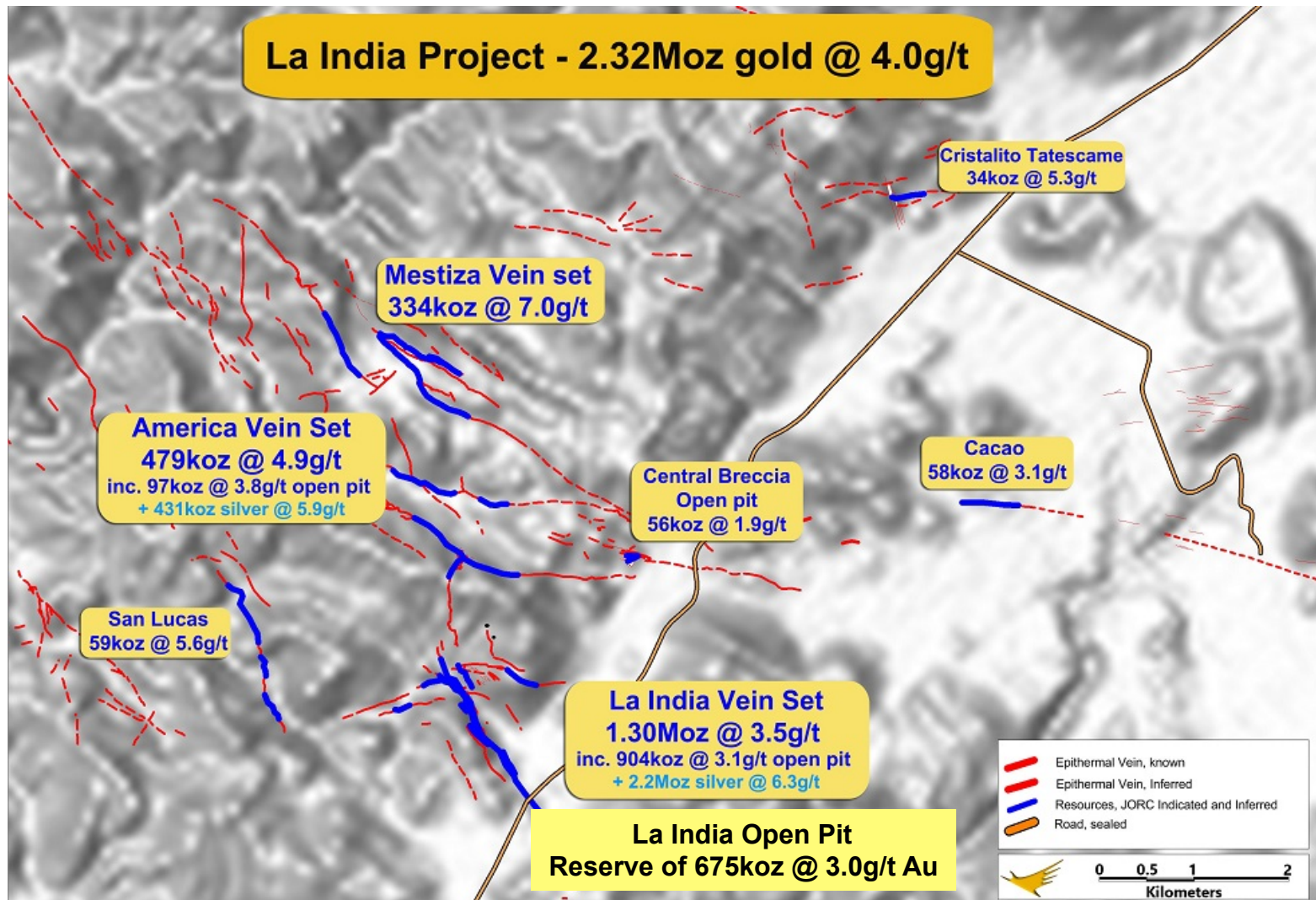
## Mineral Reserve

La India open pit

675,000 oz gold @ 3.1g/t



# La India Project – 2.33Moz gold





# Whittle Enterprise Optimisation.....4 scenarios

	La India - PFS		La India	All Open Pits		All Open Pits + UG	
	Open Pit - PFS		Open Pit	PEA-A		PEA-B	
	IND Only		IND+INF	IND+INF		IND+INF	
	PFS	Whittle EO	Whittle EO	PEAA	Whittle EO	PEAA	Whittle EO
Nominal Processing Plant capacity tpd	2,200		2,800	3,300		4,400	
Nom. Capacity in M-tpa	0.8		1.0	1.2		1.6	
Contained gold koz	674	866	955	827	1,066	1,313	1,554
Recovered gold koz	614	796	882	752	985	1,203	1,437
1 <sup>st</sup> 5 years avg. production gold p.a. koz	76	91	101	94	118	138	165
Production improvement 1 <sup>st</sup> 5 years		20%	n/a		25%		20%

- +30% increase in gold within a pit shell as pits push deeper
- +20% to 25% increase in annual production
- Capex remains the same in each scenario
- NPV averages US\$195M and 31% IRRs
- AISC under US\$700 oz gold in all scenarios
- Artisanal miner ore of 10,000 oz per annum can be added to each scenario

# Operating Costs

Category	Units	PFS	PEA Scenario A	PEA Scenario B
Mining - Open Pit	(US\$/t ore mined)	32.13	30.61	30.79
Mining- Underground	(US\$/t ore mined)	n/a	n/a	61.01
Processing	(US\$/t mill feed)	20.56	18.52	18.58
Refinery	(US\$/t mill feed)	0.35	0.27	0.3
G&A	(US\$/t mill feed)	5.46	3.8	3.88

- 31.1grams = 1 oz gold
- Gold price US\$1,250 per oz
- 1 tonne mineralised ore/rock = US\$40 (1,250/31.1)
- La india open pit reserve = 3g/t
- **1 tonne reserve contains US\$120 of gold per tonne**
- **Operating costs average US\$52 per tonne for open pit**



# Pro-Nicaragua Agreement Permits and Land

- Pro-Nicaragua. Inward Investment Agency, Ministerial status, reports President
- Dec 2014 signed a 3 year agreement
- Jan 2015 Pro-Nicaragua wrote all Ministries stating support for Mina La India
- Feb and April 2015 hired two lawyers working for Condor at Pro-Nicaragua's office
- Senior lawyer focuses on permits with Ministries, attorney general office
- Property lawyer based at Mina La India, clean up land titles
- Both lawyers attend meetings with Condor staff:
  - Ministry of Environment
  - Ministry of Energy and Mines
  - Ministry Housing
  - Local mayors
  - Rural land owners
  - Community leaders
- SIGNIFICANTLY DE-RISKS THE PROJECT



# Permitting Action Plan

Permit	Comment
Environmental	EIA submitted Nov 2015.
Water	Met Ministry Water, require EIA approved
Power	Letter from MEM stating sufficient grid power
Forestry	Reforestation plan completed, require EIA
Relocation	Met Ministry Housing, sites presented in EIA
Explosives	Apply when date construction known
Use of soils	Require permits for waste dumps from Alcaldias
Cyanide	Meeting Jan & Feb 2016
Telecommunications	Meeting Feb 2016
Building Construction	Meetings Jan & Feb 2016
Fuel Station	Apply when date construction known
Mine Operation	Notification of area of exploitation to DGM



## Environmental Permit.....key permit

- April 2015 Terms of Reference submitted MARENA. Replied 30 days
- Nov 2015, EIA of 700 pages submitted
- 16 SOPs for environmental and social
- Dec 2015 EIA passed initial technical review
- Inter-institutional committee formed of MARENA, MEM, local Mayors
- Inter-institutional committee –meetings held
- Waiting comment
- Preparing stakeholders for Public Consultation
- Public consultation. 1 week notice, 1 week consultation
- Grant of Environment Permit



## Condor is fully compliant with IFC performance standards

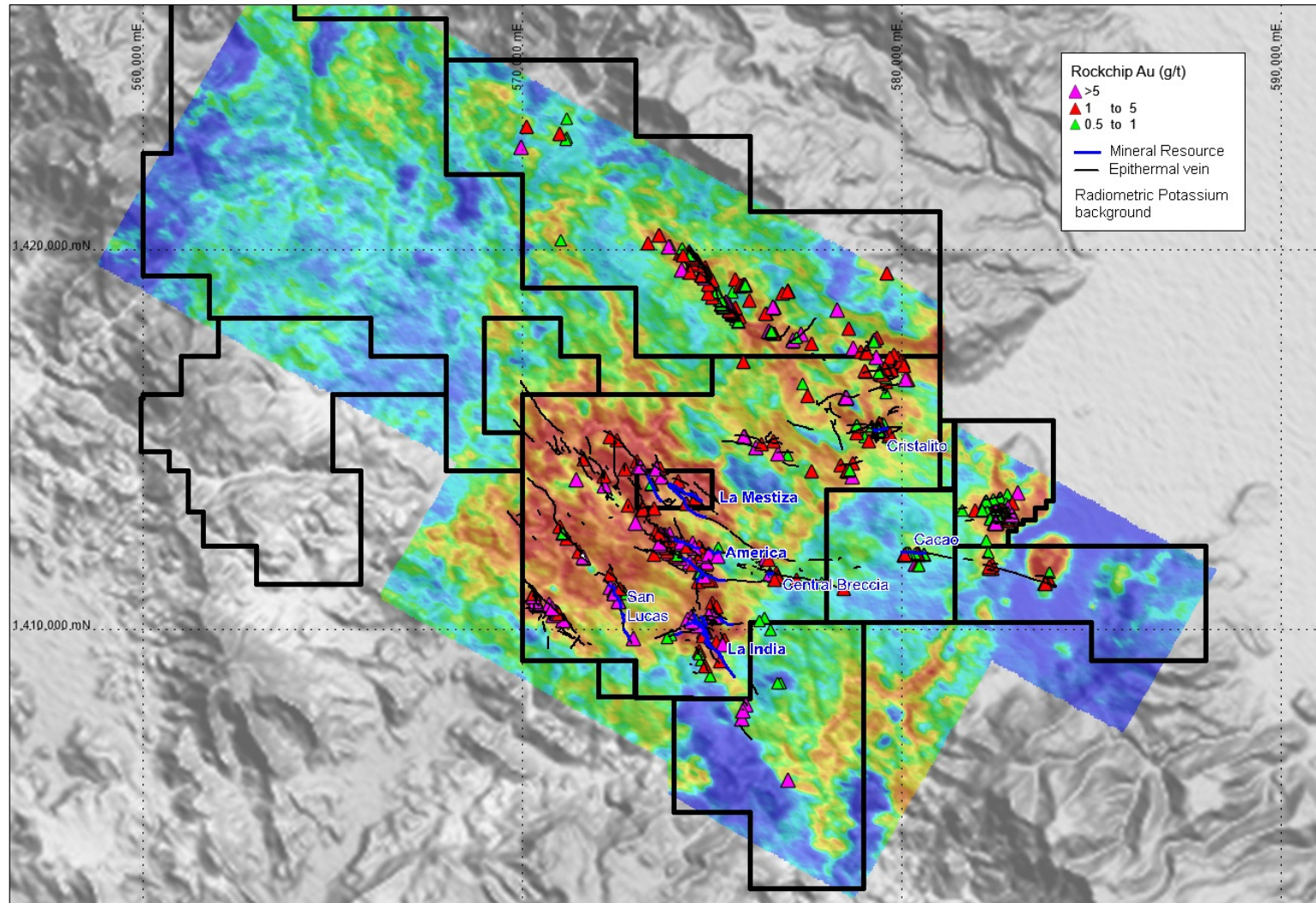
IFC is an 7% shareholder in Condor Gold

IFC appointed Social and Environmental consultants

- US\$500,000 spent in compliance in 2015
- Stakeholder Engagement Plan
- Communications Plan
- Land Acquisition and Resettlement Framework
- Grievance Mechanism
- Ground Water Participatory Monitoring Program
- Environmental and Social Management Manual
- Security Policy and Code of Conduct
- Human Resource Policy

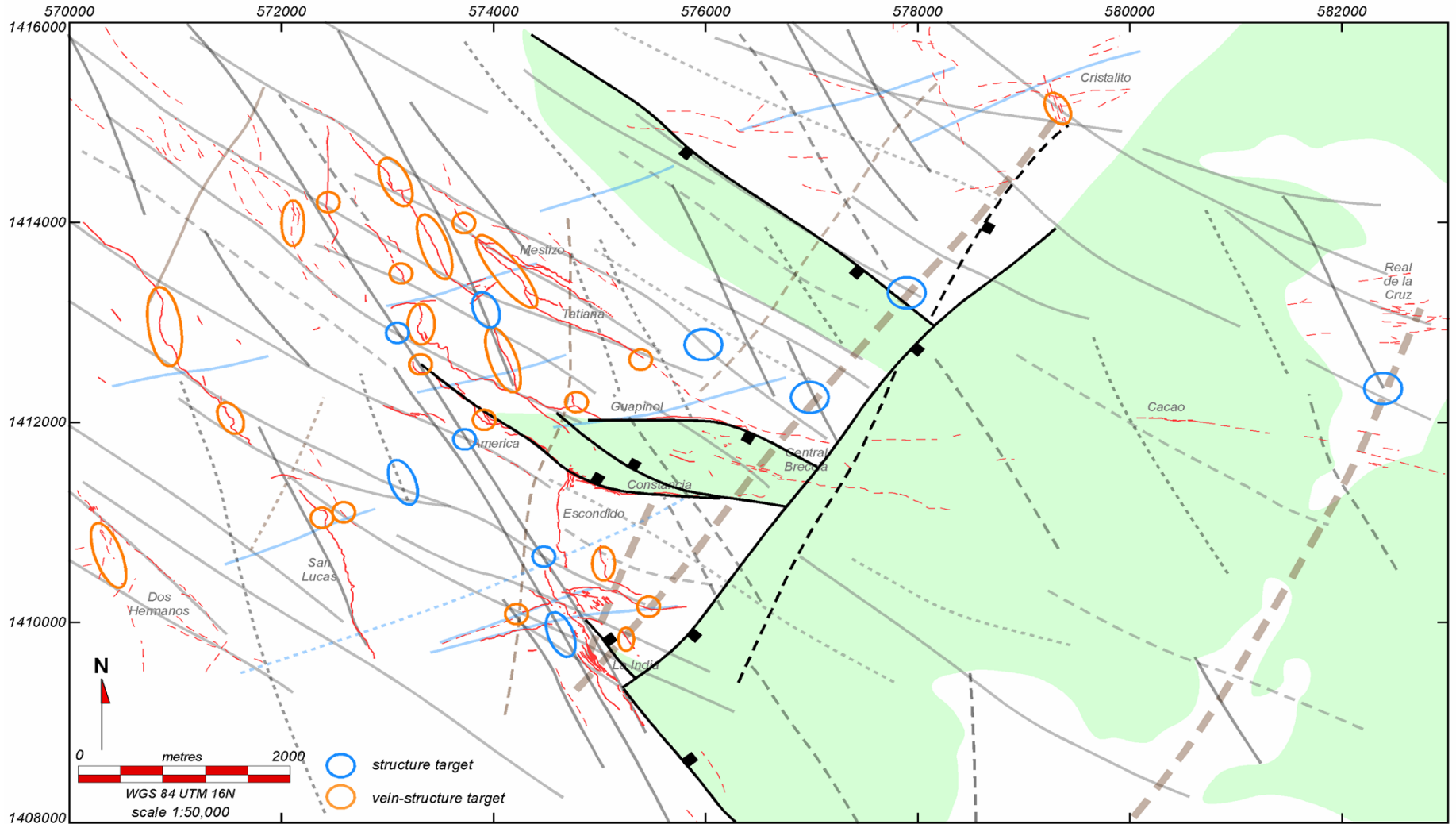


# Geophysics: Demonstrates a District Play





# Structural Report Highlights 33 Additional Targets





# Share Capital Structure

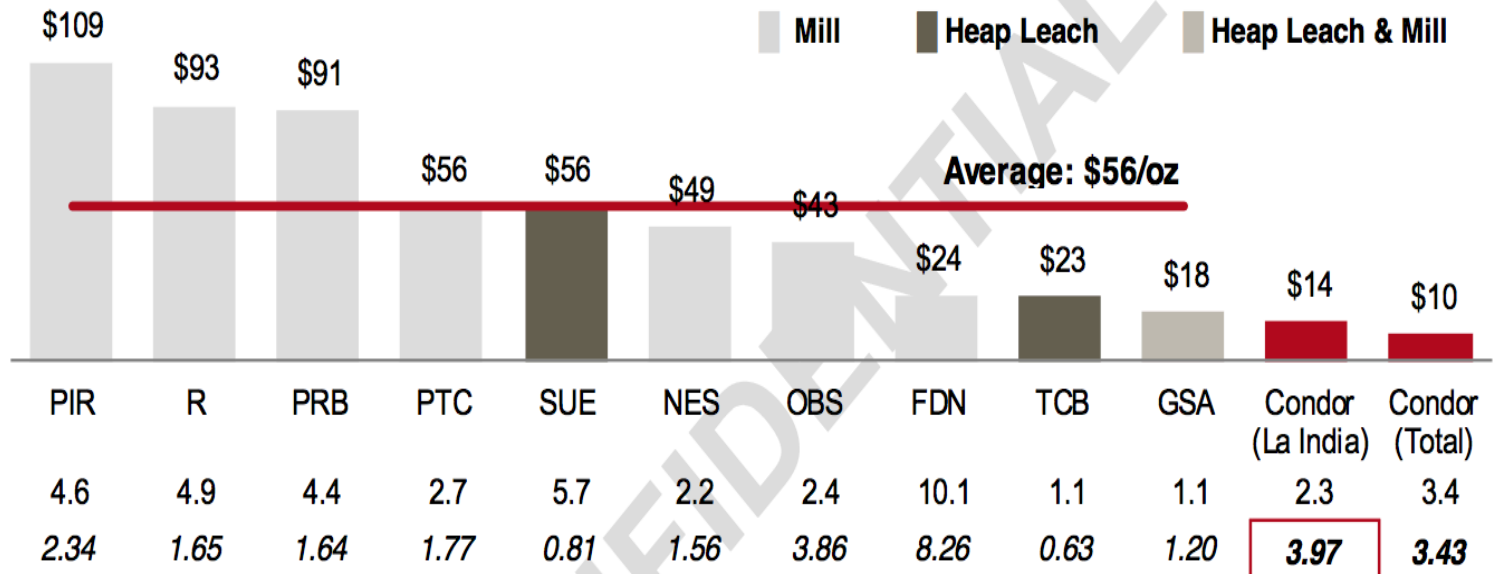
- Ordinary shares in issue: 52.25M
- Options: 3.1M
- Warrants ex price £1.44 3.6M
- Warrants ex price £0.60 4.3M
- Share Price: £0.40
- Market Capitalisation: £24M or US33M
- The Company's significant shareholders are set out in the table below:

<b>Shareholder</b>	<b>No. of shares</b>	<b>Percentage of issued share capital</b>
Regent Pacific Group/Jim Mellon	5,198,318	10.0%
Mark Child	3,967,645	7.6%
International Finance Corp	3,900,000	7.5%
Oracle Investment Management	3,954,645	7.6%
Ross Beaty	3,750,000	7.2%



# Market Analysis

## Recent Developer M&A – EV / Total AuEq Resource (US\$/oz AuEq)

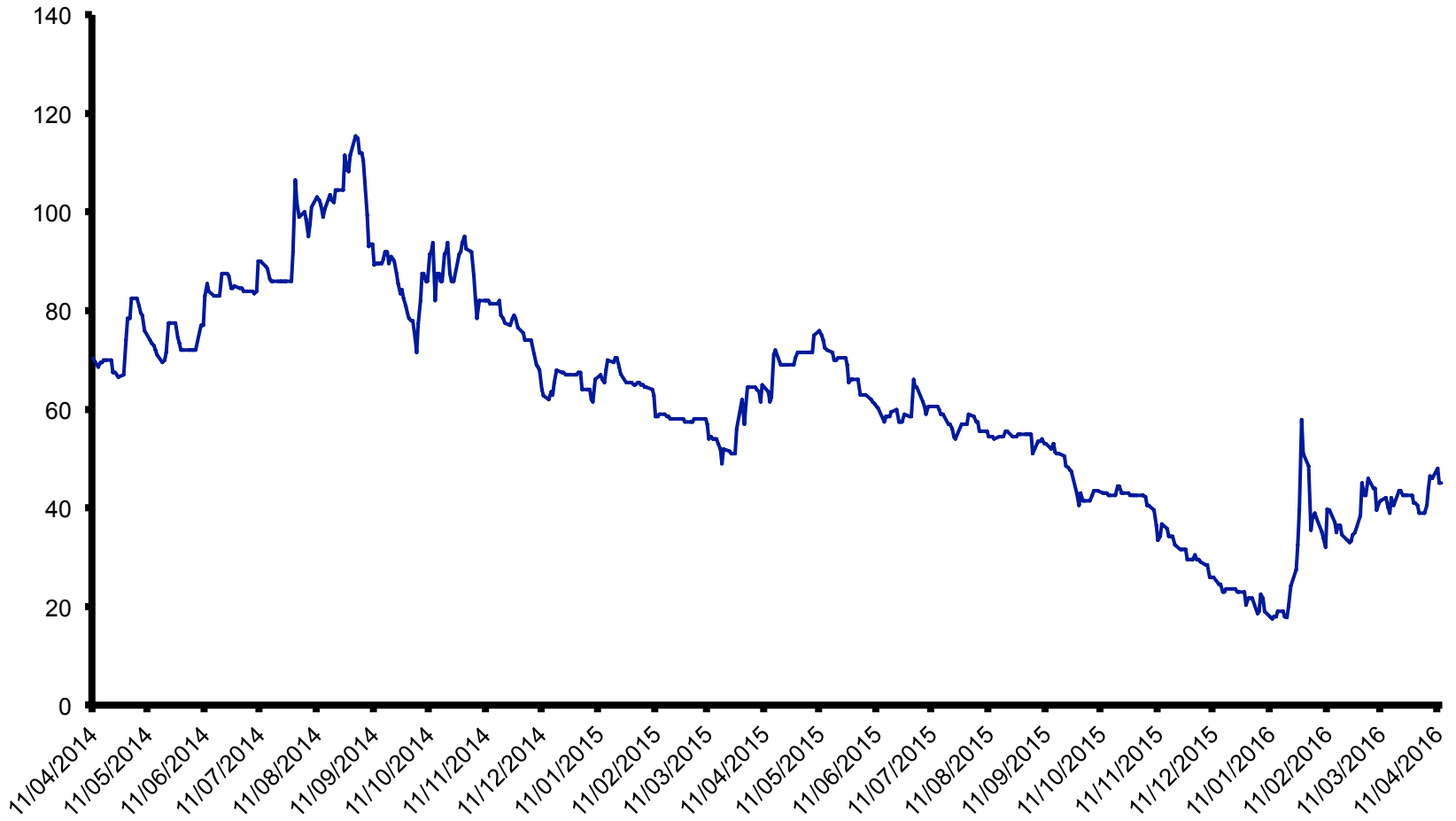


Transactions (Target / Acquirer): **R** - Romarco / OceanaGold; **GSA** - Goldcorp (South Arturo Mine) / Premier Gold; **NES** - Newstrike Capital / Timmins Gold Corp.; **PTC** - Premier Gold (Trans-Canada) / Centerra Gold Inc.; **PRB** - Probe Mines Ltd. / Goldcorp Inc.; **TCB** - Goldgroup Mining (Caballo Blanco) / Timmins Gold Corp.; **FDN** - Kinross Gold (Fruta del Norte) / Lundin Gold Inc; **OBS** - Orbis Gold Ltd. / SEMAFO Inc.; **PIR** - Papillon Resources Ltd. / B2Gold Corp.

Source: Cormark Securities



# Chart of Share Price: 2 years



# What's Next at la India Project?

- De-risk the Project
- Applied for key environmental permit 2,800tpd processing plant
- Public Consultation
- Secure freehold rural land
- Comply with IFC performance standards for Social and Environmental matters

## Demonstrate District Play by:

- follow up on 33 new targets identified in structural geology report
- expand on 90 sq km soil survey to 200 sq km
- Regional mapping

