



CONDOR GOLD

WWW.CONDORGOLD.COM

February 2014



DISCLAIMER

- This written presentation (the "**Slides**") has been prepared by Condor Resources plc (the "**Company**"). The Slides are the sole responsibility of the Company and are subject to updating, correction, completion, revision, further verification and amendment. Any reference to the Slides shall include any part or parts thereof.
- The Slides, and the accompanying oral presentation, do not constitute (i) an offer or an intended offer of securities in the Company, (ii) a recommendation regarding any decision to sell or purchase securities in the Company or (iii) a prospectus, disclosure document or listing particulars relating to the Company nor do they
- part of any offer or invitation to purchase, sell or subscribe for, or any solicitation of any such offer to purchase, sell or subscribe for, any securities in the Company. The Slides, or the fact of their distribution, shall not form the basis of and should not be relied on in connection with, any contract or future decision to acquire the Company's securities.
- The Slides and the accompanying oral presentation are confidential and the Slides are being supplied to you solely for your information and may not be reproduced or distributed, passed on or disclosed, whether directly or indirectly, to any other person or published, in whole or in part, for any purpose. No reliance may be placed for any purpose whatsoever on the information contained in the Slides and the accompanying verbal presentation or the completeness, fairness or accuracy of such information. No representation or warranty, express or implied, is given by or on behalf of the Company or its respective shareholders, directors, officers or employees or by Ocean Equities Limited as the Company's broker or by Beaumont Cornish Limited as the Company's nominated adviser or by any other person as to the accuracy, completeness or fairness of the information or opinions contained in the Slides and the accompanying verbal presentation, and no liability or responsibility is accepted for any such information or opinions (including in the case of negligence, but excluding any liability for fraud).
- The Slides contains maps, charts, schematics, cross-sections and other graphics and images (the "**Images**") which have been produced by the Company using common software packages such as MapInfo and Micromine. The source data for the Images includes the Company's own data, data from third party consultants and from publicly available information.
- The Slides may contain forward-looking statements, which relate, inter alia, to the Company's proposed strategy, plans and objectives. Such forward-looking statements are based on current expectations and involve known and unknown risks, uncertainties and other factors beyond the control of the Company that could cause the actual performance or achievements of the Company to be materially different from any future results, performance or achievements expressed or implied by such forward-looking statements. Such risks, uncertainties and other factors include, among others, changes in the credit markets, changes in interest rates, legislative and regulatory changes, changes in taxation regimes, changes in gold and silver prices, political risks, operational risks and general economic and business conditions. These forward-looking statements speak only as at the date of the Slides, they should not be relied on and the Company accepts no obligation to disseminate any updates or revisions to them. No representation or warranty is given by the Company as to the performance, achievement or reasonableness of any such forward-looking statements.
- The Slides and their contents are for distribution in the United Kingdom and Switzerland only. In the United Kingdom the Slides are for distribution only to persons who fall within the exemptions contained in Articles 19(5) and 49(2) of the Financial Services and Markets Act 2000 (Financial Promotion) Order 2005 (as amended) ("**FPO**") (such as persons who are authorised or exempt persons within the meaning of the FPO and certain other persons having professional experience in matters relating to investments, high net worth companies, unincorporated associations or partnerships and the trustees of high value trusts) and persons to whom distribution may otherwise lawfully be made. Any investment, investment activity or controlled activity to which the Slides relate is available only to such persons and will be engaged in only with such persons. Persons of any other description, including those that do not have professional experience in matters relating to investments, should not rely or act upon the Slides.
- The ordinary shares referred to in the Slides (the "**Shares**") will not be distributed and offered, directly or indirectly, to the public in Switzerland and this document may not be publicly distributed or otherwise made publicly available in Switzerland. This document does not constitute a public offering prospectus as that term is understood pursuant to article 652a or article 1156 of the Swiss Code of Obligations. The Company has not applied nor will apply for a listing of the Shares on the SIX Swiss Exchange or any other exchange or regulated securities market in Switzerland. Consequently, the information presented in the Slides does not necessarily comply with the information standards set out in the relevant listing rules. The Shares have not been approved by the Swiss Financial Market Supervisory Authority ("**FINMA**") under the Swiss Federal Act on Collective Investment Schemes ("**CISA**"). Therefore, investors do not benefit from protection under the CISA or supervision by FINMA. The Slides will only be made available in Switzerland, to (i) certain qualified investors within the meaning of article 10 paragraph 3 and 4 CISA and article 6 of the Ordinance on Collective Investment Schemes ("**CISO**") and only by means of marketing usual for such specific markets, or (ii) otherwise to a limited number of non-qualified investors in Switzerland, solely on a private placement basis, without any public distribution, offering or marketing in or from Switzerland.
- The Slides should not be distributed, published, reproduced or otherwise made available in whole or in part by the recipients or any other person to any other person or for any purpose. In particular, neither the Slides nor any copy of them may be distributed or transmitted in or into the United States of America, Australia, the Republic of South Africa, the Republic of Ireland, Japan or Canada or in any other country outside the United Kingdom where sure distribution may lead to a breach of law or regulatory requirements or transmitted, distributed or sent to or by any national, resident or citizen of such countries or to any US Person as that term is defined in Regulation S under the United States Securities Act of 1933 (as amended) (the "**Securities Act**"). The distribution of the Slides in certain jurisdictions may be restricted by law and therefore persons into whose possession these Slides come should inform themselves about and observe any such restrictions. Any such distribution could result in a violation of the law of such jurisdiction.
- The Shares have not been, and will not be, registered under the Securities Act or with any securities regulatory authority of any state or other jurisdiction of the United States. The Company has not been registered and will not register under the United States Investment Company Act of 1940 (as amended). Subject to certain exceptions, the Company's securities may not, directly or indirectly, be offered or sold within the United States of America, Australia, South Africa, the Republic of Ireland, Japan or Canada or offered or sold to a resident of such countries.
- **The Shares referred to in the Slides have not been recommended by the US federal or state securities commission or regulatory authority nor have such authorities confirmed the accuracy or adequacy of this document. Any representation to the contrary is a criminal offence in the United States.**

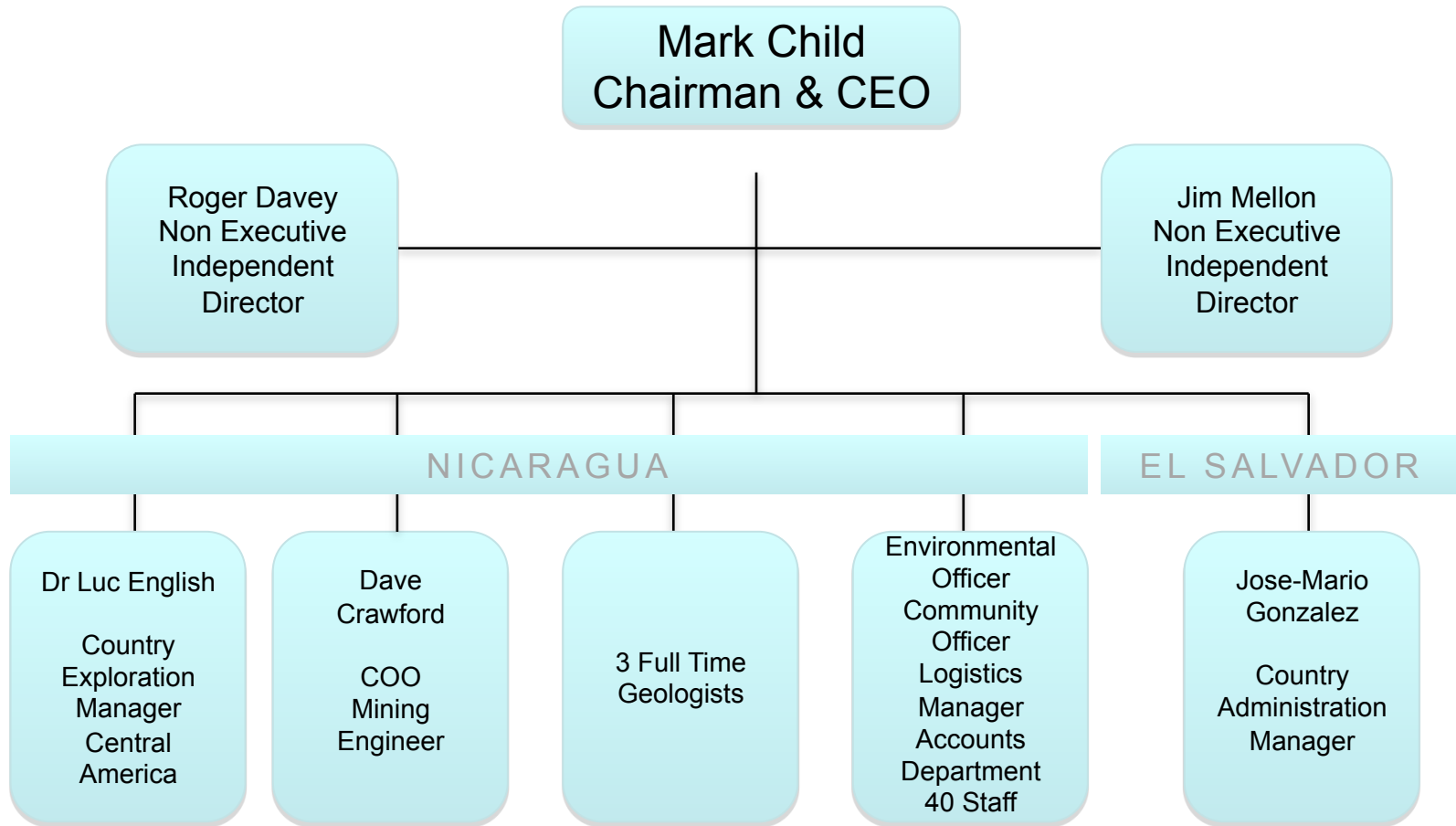


Introduction to La India Project

- Historic production 576,000 oz gold @ 13.4g/t prior to closure in 1956. Circa 40,000 oz gold p.a. Noranda Mining
- 2.33M oz gold @ 3.9g/t to NI 43-101 CIM Code – Nov 2013
- Including 1.14M high grade open pit @ 3.1g/t
- Preliminary Economic Assessment to NI 43-101 standards
- 150,000 oz gold at 3.8g/t per annum production for first 8 years of 13 years
- Resource confined to only 10% of District
- Excellent Infrastructure: Main tarmac road southern end of project. Electricity pylons by road



Corporate Management Structure



Why Nicaragua?

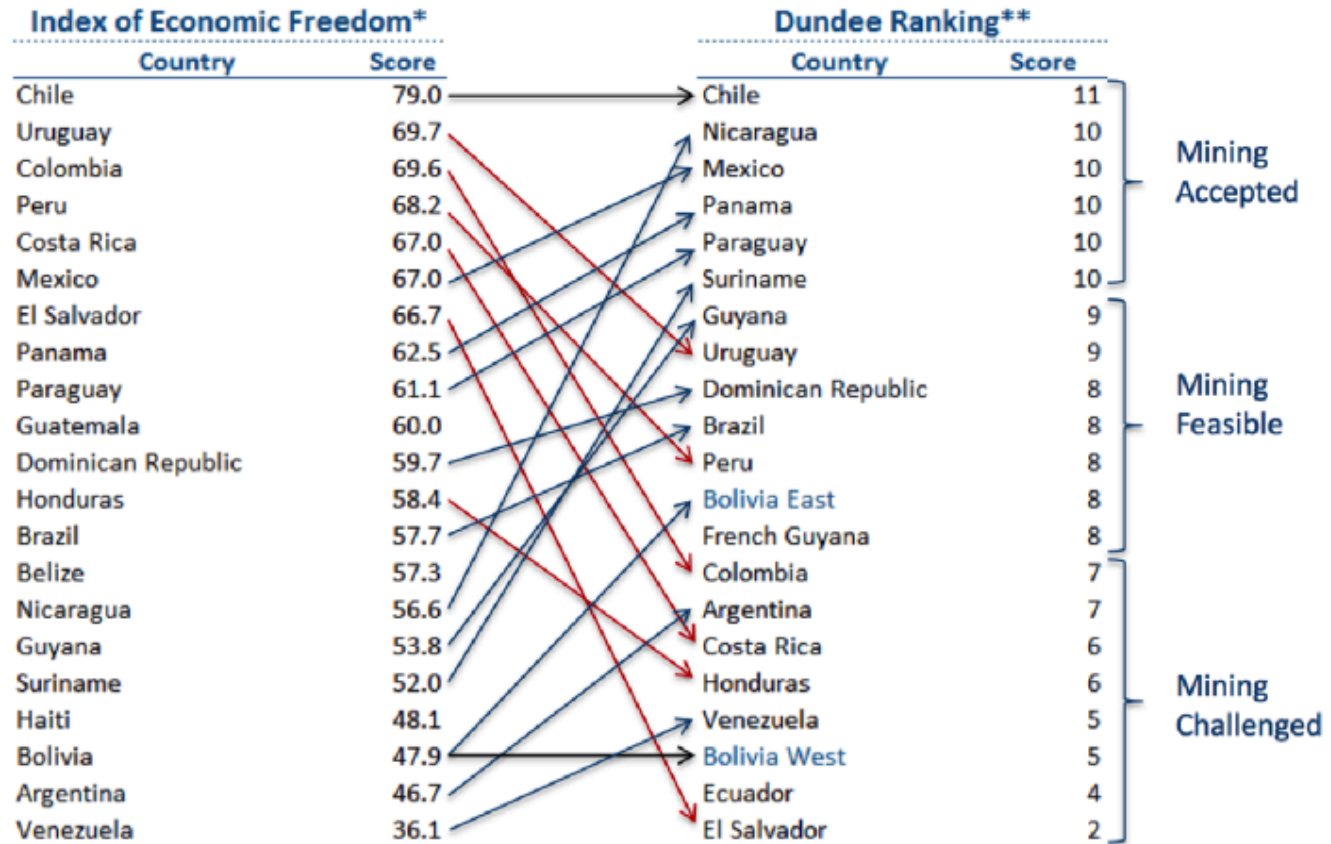
- Pro-mining Government
- 3 operating mines. Nicaragua produces 250,000 oz p.a
- B2Gold (BTO:TSX) 5,500tpd gold mine opened 2010
- Active artisanal mining community
- Gold was largest export since Sept 2013
- 25 year exploration and exploitation concessions
- Democracy for over 20 years
- Political stability
- 3% royalty and 30% corporation tax
- Under explored for gold



Nicaragua Concessions – 380 sq km landholding



Comparison in Ranking



* The Heritage Foundation in Partnership with Wall Street Journal 2013

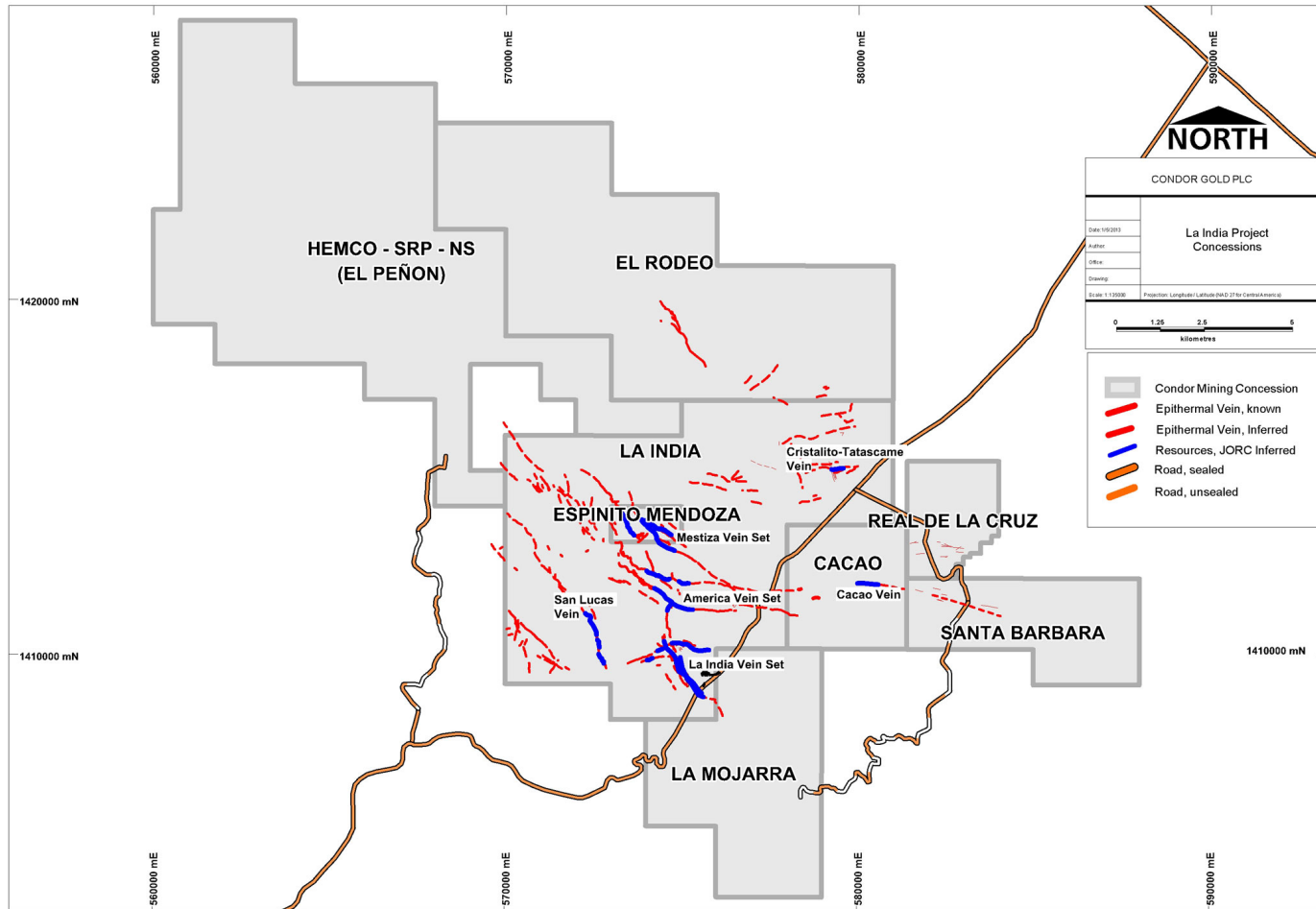
** Higher number indicative of more positive ranking, Dundee Ranking matrix is based on Dundee opinions and estimates

DUNDEE CAPITAL MARKETS

Sources: DCM, Factset, Company Reports, and/or Bloomberg



La India Mining District- Condor has 280 sq km



10 km



High Grade Deposits Are Very Rare

1.06g/t average grade of 189 producing deposits

0.66g/t average grade of 250 non-producing assets

0.82g/t average grade of 439 deposits

3.9g/t average grade of La India Project with 3.1g/t open pit

Source: Visual Capitalist



NI 43-101 CIM Standard Resource- Nov 2013

La India Project

1.08M oz gold @ 3.5g/t in Indicated Category

1.25M oz gold @ 4.4g/t in Inferred Category

2.33M oz gold at 3.9g/t

Including Open pit:

920,000 at 3.2g/t Indicated

243,000 at 2.6g/t Inferred

1,163,000 oz gold equivalent

Rio Luna Project

87,000 oz gold at 3.9g/t

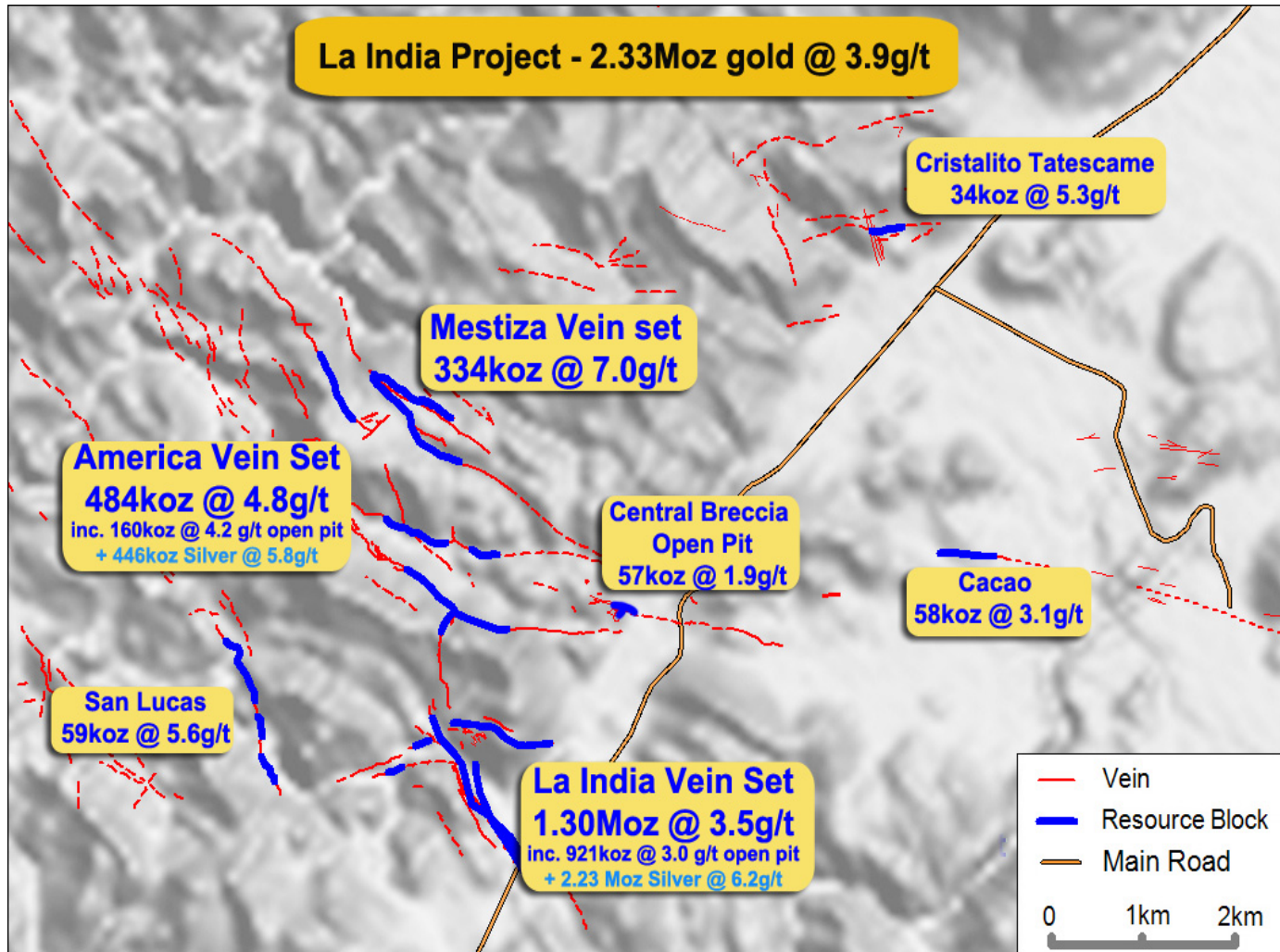


Preliminary Economic Assessment : NI 43-101 standards

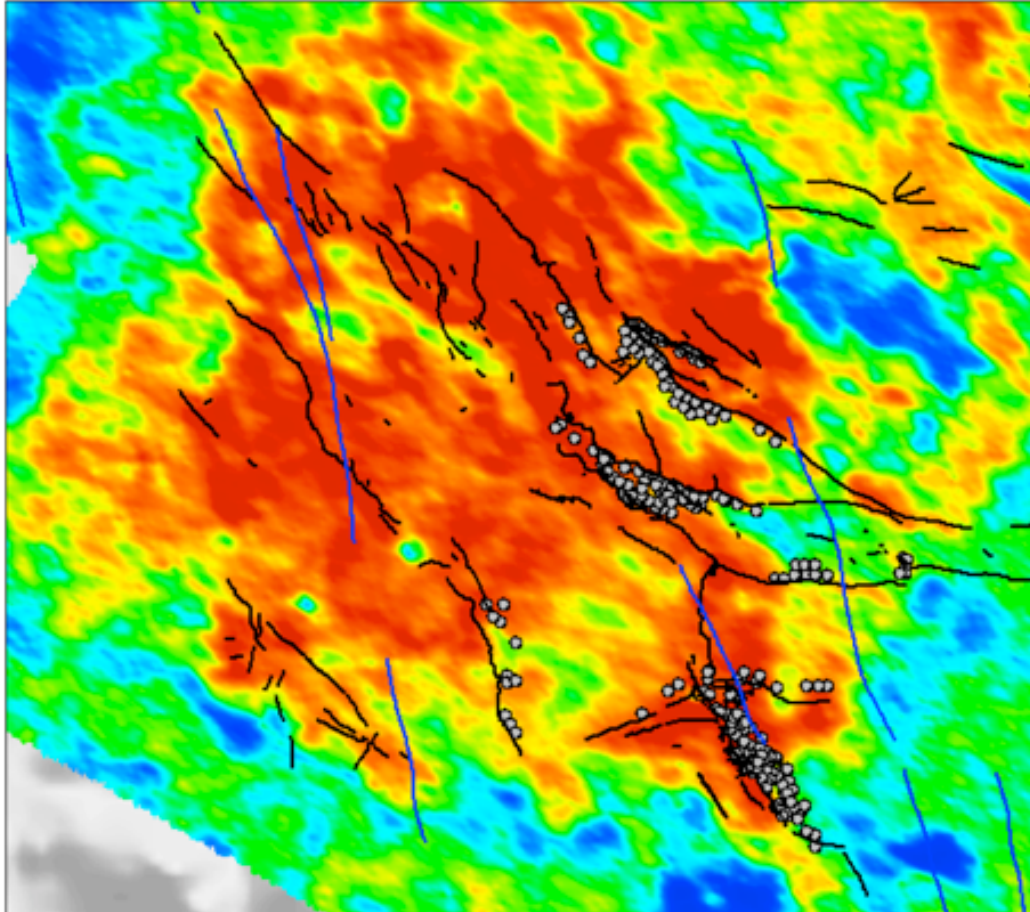
- Based on 2.4m oz gold at 4.6g/t 43-101 compliant resource Sept 12
- 1,463,000 oz recovered gold at average grade 3.8g/t
- 152,000 oz gold production per annum for first 8 years
 - 88,000 oz open pit
 - 64,000 oz underground
- Cash cost US\$575 per oz gold over life of mine
- Pre-production capital cost of US\$180m mine & processing
- Pay back period 3 years
- NPV US\$325m, based on US\$1400 gold price net of 3% royalty and after 30% corporation tax
- IRR 33%
- Excludes 23,600m drilling programme completed 1st Sept 2013



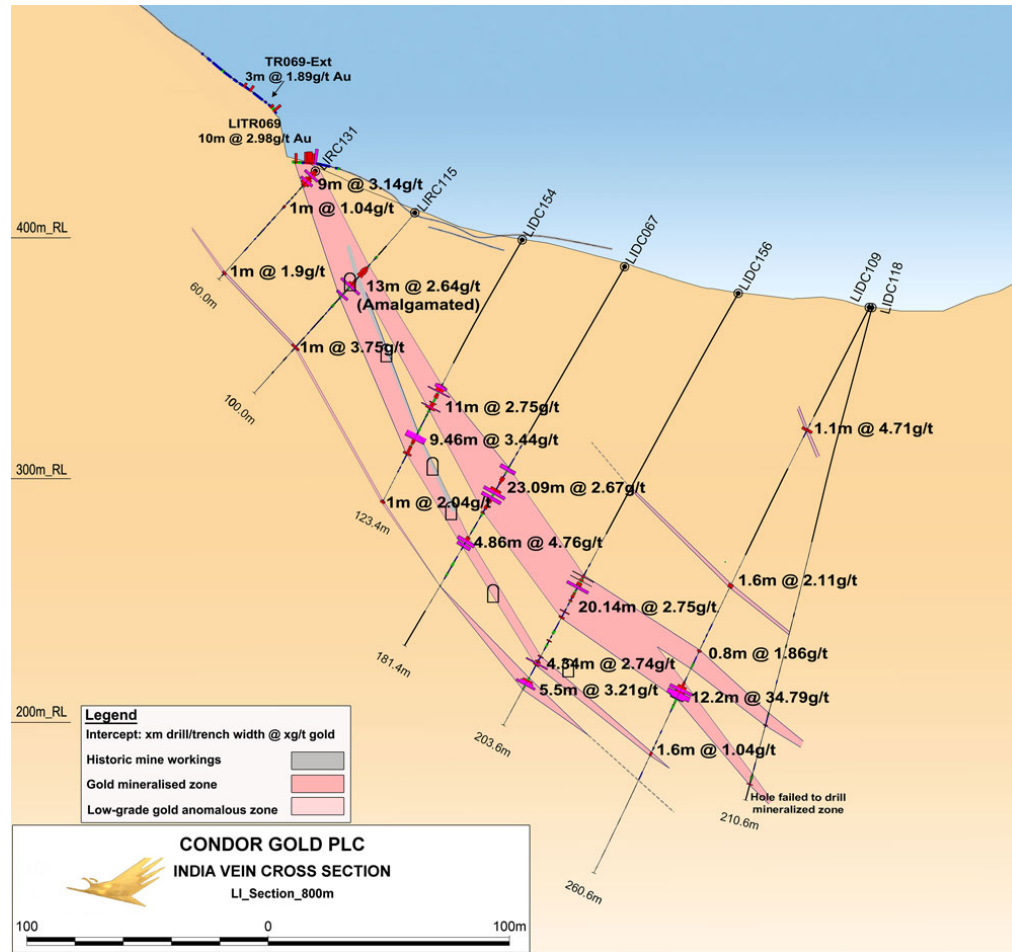
La India Project – 2.33Moz gold



Geophysics: potassium's strong correlation with gold



La India Vein –Historic Mine –800m Cross section



Pre-Feasibility Study

Completed or Started

- Resource- completed
- Metallurgy- completed
- Geotechnical- completed
- Hydrogeology- started
- Geochemistry-started
- Environmental Social Impact Assessment –started
- Mining studies and scheduling – started
- Tailings Pond -started
- Waste Dump - started
- Logistics - started

To start:

- Mine design
- Financial Model



El Salvador – unofficial moratorium

- ◆ Government imposed **moratorium on exploration and mining** 5 years ago. Government is indecisive.
- ◆ No progress expected under President Funes. Elections in 2014
- ◆ Condor has 1,004,000 oz gold equivalent at 2.6g/t in 2 concession areas.
- ◆ Condor gifted 10% of its El Salvador subsidiary to a UK Charitable Foundation. Beneficiaries are the poor in El Salvador
- ◆ Pacific Rim Mining (PMU:TSX) is suing the Government of El Salvador for US\$325 million through CAFTA.
- ◆ Oceanagold bought PacRim Nov 2013 for US\$7 per resource oz gold

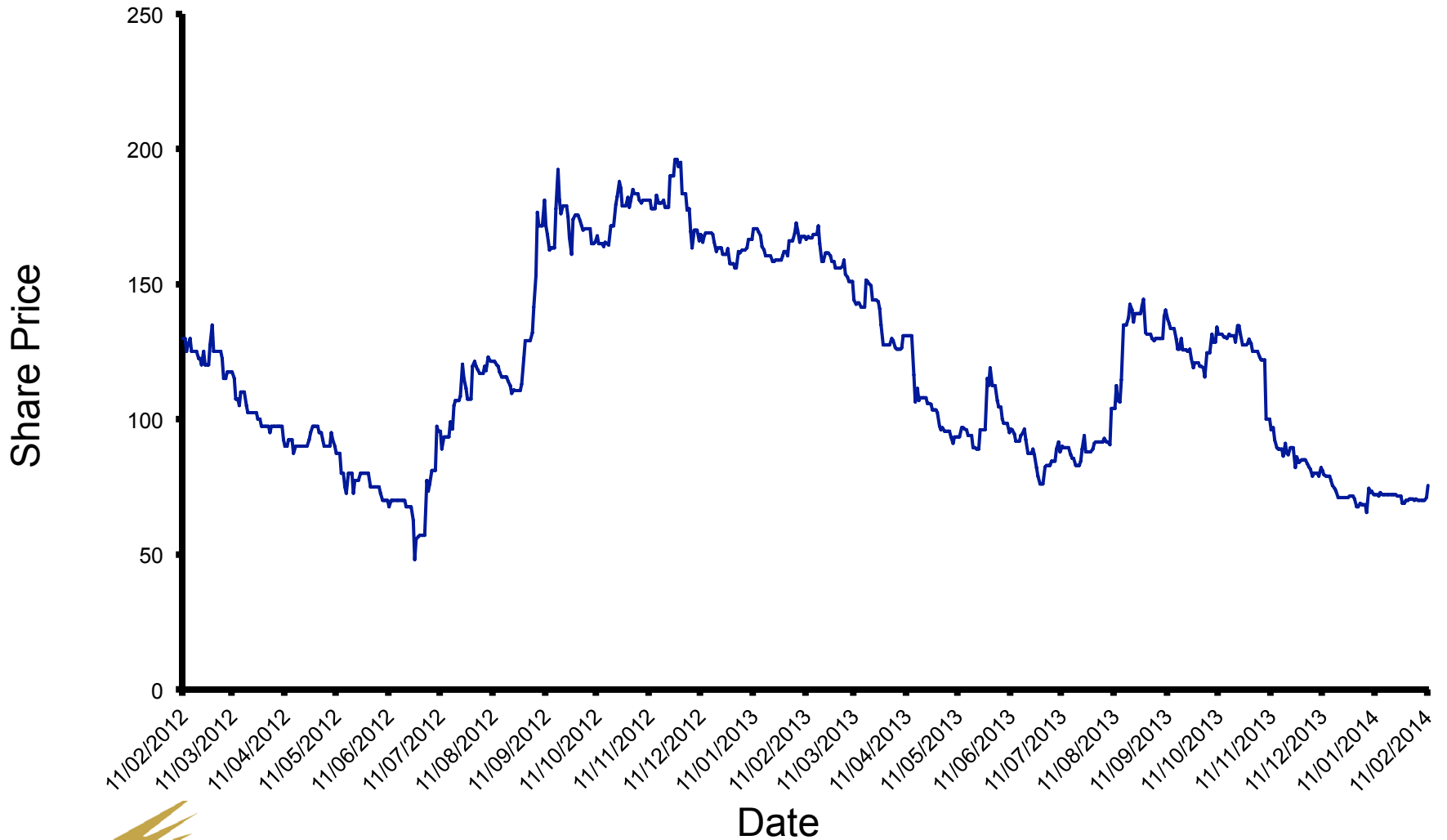


Share Capital Structure

- Ordinary shares in issue: 38,323,960
- Options: 2,237,800
- Warrants ex price £2.20 1,458,333
- Share Price: £0.72
- Market Capitalisation: £28M or US\$45M
- Cash Position at Jun 2013 £5.1m or US\$8.2m



Chart Share Price: 2 years



Valuation at £0.70, Market cap £28M or US\$45M

- Preliminary Economic Assessment by SRK Consulting March 2013
 - NPV US\$325m at US\$1400 gold price
 - Market cap is 14% of NPV
- US\$18 per oz in ground based on 2.5m oz gold in Nicaragua
- US\$13 per oz in ground based on 3.5m oz gold Group resource
- US\$77 per oz gold in ground or US\$212m, Highland Gold paid 2.8m oz Kekura
- Deposit in Russia in April 2013
- Significant exploration upside!



Significant Shareholders

- Regent Pacific Group 10.38%
- Mark Child (Chairman) 10.14%
- Oracle Investment Management 7.17%
- Sentry Precious Metals Growth Fund 3.34%



Conclusion

- NI 43-101 resource of 2.33M oz gold @ 3.9g/t.
- 920,000 oz gold @ 3.1g/t Open Pit Resource in the indicated category
- 1.15Moz gold @ 3g/t Total Open Pit Resources
- 1.08Moz gold @ 3.5g/t Total Indicated Resources
- NI 43-101 PEA showing 150,000 oz gold p.a. for first 8 years
- US\$575 per oz gold cash cost over LOM
- 3 year pay back
- 50% open pit and 50% underground over LOM in PEA
- Focus on 100,000 oz p.a. open pit in PFS
- Aim to produce BFS at La India Project
- Condor has a strong cash position of £5.1m in June 2013
- 1M oz gold equivalent @ 2.6g/t in El Salvador - bonus if moratorium lifted.

