



# Condor Resources plc

January 2012

[www.condorresourcesplc.com](http://www.condorresourcesplc.com)

# DISCLAIMER

This written presentation (the “**Slides**”) has been prepared by Condor Resource plc (the “**Company**”). The Slides are the sole responsibility of the Company and are subject to updating, correction, completion, revision, further verification and amendment. Any reference to the Slides shall include any part or parts thereof.

The Slides, and the accompanying oral presentation, do not constitute (i) an offer or an intended offer of securities in the Company, (ii) a recommendation regarding any decision to sell or purchase securities in the Company or (iii) a prospectus, disclosure document or listing particulars relating to the Company nor do they form part of any offer or invitation to purchase, sell or subscribe for, or any solicitation of any such offer to purchase, sell or subscribe for, any securities in the Company. The Slides, or the fact of their distribution, shall not form the basis of and should not be relied on in connection with, any contract or future decision to acquire the Company's securities.

The Slides and the accompanying oral presentation are confidential and the Slides are being supplied to you solely for your information and may not be reproduced or distributed, passed on or disclosed, whether directly or indirectly, to any other person or published, in whole or in part, for any purpose. No reliance may be placed for any purpose whatsoever on the information contained in the Slides and the accompanying verbal presentation or the completeness, fairness or accuracy of such information. No representation or warranty, express or implied, is given by or on behalf of the Company or its respective shareholders, directors, officers or employees or by Ambrian or any other person as to the accuracy, completeness or fairness of the information or opinions contained in the Slides and the accompanying verbal presentation, and no liability or responsibility is accepted for any such information or opinions (including in the case of negligence, but excluding any liability for fraud).

The Slides may contain forward-looking statements, which relate, inter alia, to the Company's proposed strategy, plans and objectives. Such forward-looking statements are based on current expectations and involve known and unknown risks, uncertainties and other factors beyond the control of the Company that could cause the actual performance or achievements of the Company to be materially different from any future results, performance or achievements expressed or implied by such forward-looking statements. Such risks, uncertainties and other factors include, among others, changes in the credit markets, changes in interest rates, legislative and regulatory changes, changes in taxation regimes, and general economic and business conditions. These forward-looking statements speak only as at the date of the Slides, they should not be relied on and the Company accepts no obligation to disseminate any updates or revisions to them. No representation or warranty is given by the Company as to the performance, achievement or reasonableness of any such forward-looking statements.

The Slides and their contents are for distribution in the United Kingdom only to persons who fall within the exemptions contained in Articles 19(5) and 49(2) of the Financial Services and Markets Act 2000 (Financial Promotion) Order 2005 (as amended) (“**FPO**”) (such as persons who are authorised or exempt persons within the meaning of the FPO and certain other persons having professional experience in matters relating to investments, high net worth companies, unincorporated associations or partnerships and the trustees of high value trusts) and persons to whom distribution may otherwise lawfully be made. Any investment, investment activity or controlled activity to which the Slides relate is available only to such persons and will be engaged in only with such persons. Persons of any other description, including those that do not have professional experience in matters relating to investments, should not rely on or act upon the Slides.

The Slides should not be distributed, published, reproduced or otherwise made available in whole or in part by the recipients or any other person to any other person or for any purpose. In particular, neither the Slides nor any copy of them may be distributed or transmitted in or into the [United States of America, Australia, the Republic of South Africa, the Republic of Ireland, Japan or Canada] or in any other country outside the United Kingdom where such distribution may lead to a breach of law or regulatory requirements or transmitted, distributed or sent to or by any national, resident or citizen of such countries or to any US Person as that term is defined in Regulation S under the United States Securities Act of 1933 (as amended) (the “**Securities Act**”). The distribution of the Slides in certain jurisdictions may be restricted by law and therefore persons into whose possession these Slides come should inform themselves about and observe any such restrictions. Any such distribution could result in a violation of the law of such jurisdiction.

The Company's [ordinary shares] have not been, and will not be, registered under the Securities Act or with any securities regulatory authority of any state or other jurisdiction of the United States. The Company has not been registered and will not register under the United States Investment Company Act of 1940 (as amended). Subject to certain exceptions, the Company's securities may not, directly or indirectly, be offered or sold within [the United States of America, Australia, South Africa, the Republic of Ireland, Japan or Canada] or offered or sold to a resident of such countries.

**The ordinary shares referred to in the Slides have not been recommended by the US federal or state securities commission or regulatory authority nor have such authorities confirmed the accuracy or adequacy of this document. Any representation to the contrary is a criminal offence in the United States.**

## Introduction

- Gold & Silver exploration in Nicaragua & El Salvador
- Founded 2005
- 2006 - Listed on AIM at 10p, raised £4.8m
- 2007 - moratorium in El Salvador, location of all Condor's JORC resource at that time
- 2008 - £2m placement at 1p
- 2010 - granted 6 concessions in Nicaragua
- 2010 - concession swap with B2Gold for flagship La India Project in Nicaragua with 1.84m oz gold @ 9.2g/t to Russian Standard
- 2011 - £3m placement at 9p to Macquarie Bank Ltd
- 2011 - acquired 513,000 oz gold @ 11.1g/t to Russian Standard on La India project
- 2011 – Dec 2,711,000 oz gold resource to JORC Code



## JORC Code Resource

Nicaragua - 1,620,000 oz gold @ 5.6g/t at La India Project  
264,000 oz gold @ 7.1g/t in Indicated  
1,356,000 oz gold @ 5.4g/t in Inferred  
- 87,000 oz gold @ 3.9g/t at Rio Luna Project

El Salvador – 1,004,000 oz gold equivalent @ 2.6g/t  
- 30% silver content

TOTAL – 2,711,000 oz gold equivalent attributable to Condor

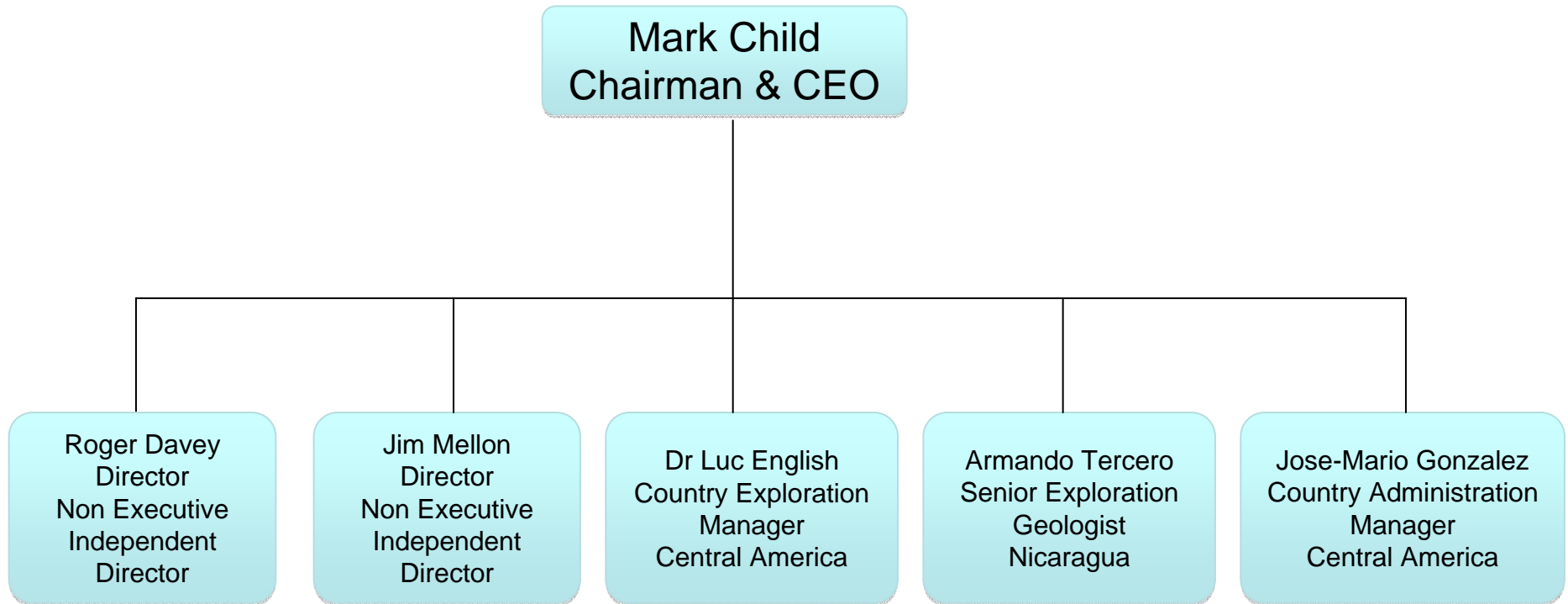


## Strategy

- Define as large as possible commercial reserve to on La India Project in Nicaragua.
- Target of 2m oz gold resource at la India Project in 2012.
- Bring La India Project to Bankable Feasibility Study
- Lobby Government in El Salvador to re-commence exploration



# Corporate Management Structure



## Nicaragua Concessions – 257 sq km landholding



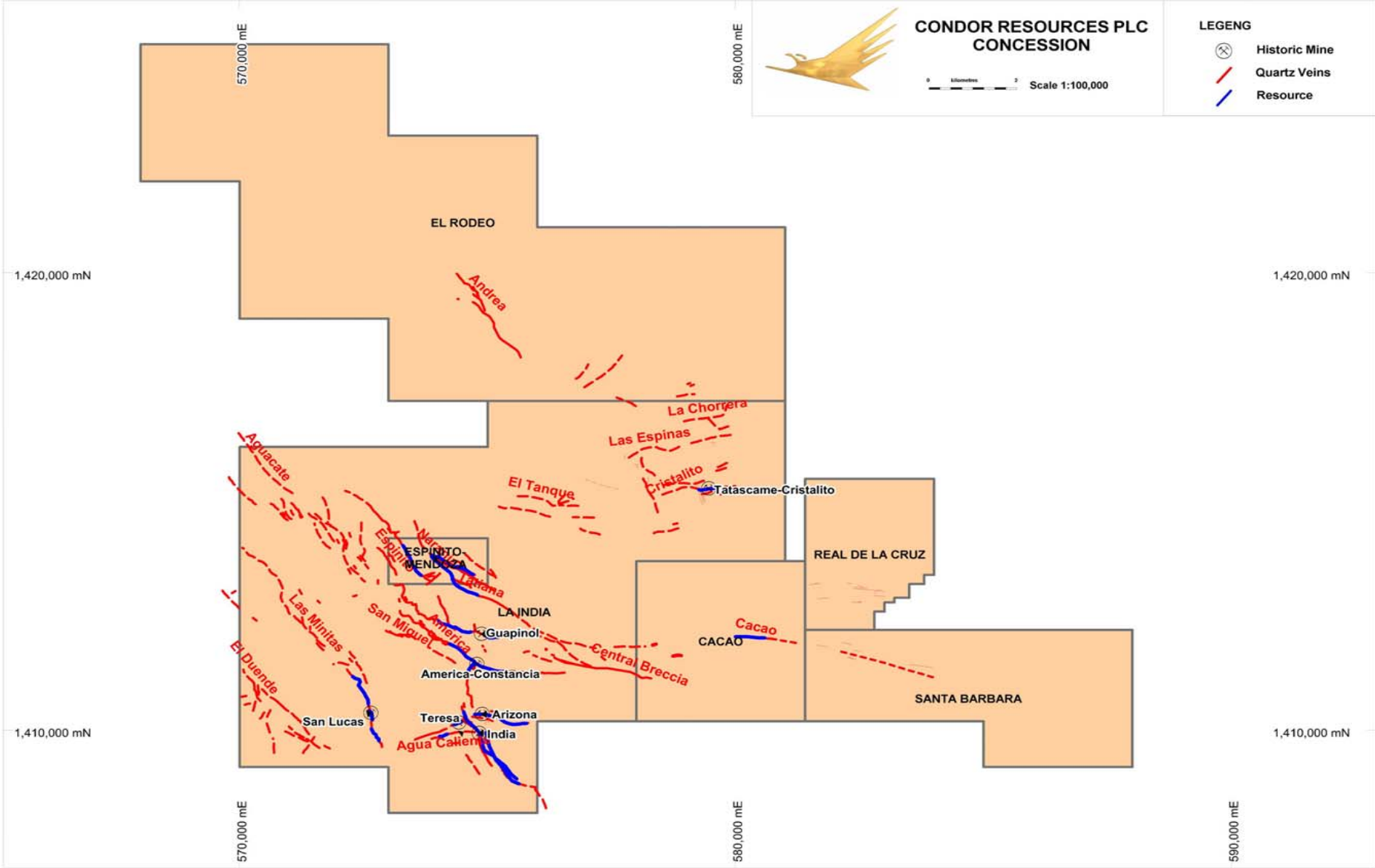
## Why Nicaragua?

- Mining friendly Government
- 3 operating mines produce 200,000 oz p.a
- B2Gold (BTO:TSX) 5,500tpd gold mine opened 2010
- Large artisanal mining community
- Gold was 3<sup>rd</sup> largest export in 2011
- 25 year exploration and exploitation concessions
- Democracy for
- Political stability
- 3% royalty and 30% corporation tax





La India Mining District- Condor has 166 sq km



**CONDOR RESOURCES PLC**

## Key Features of La India Project

- Historic La India Mine produced 576,000 oz gold @ 13.4g/t prior to closure in 1956. Peak production 41,000 oz gold p.a.
- 5 year Soviet sponsored exploration programme: 1986 to 1991
- 2,400,000 oz gold @ 9.5g/t to Soviet Classification on Condor's concessions (C1+C2= 958,000 oz + P1=1,480,000 oz)
- 1,620,000 oz gold @ 5.6g/t to JORC Code – Dec 2011
- 18 separate veins in District
- 17km veins defined but only 8km drill tested
- Main tarmac road southern end of project. Electricity pylons by road



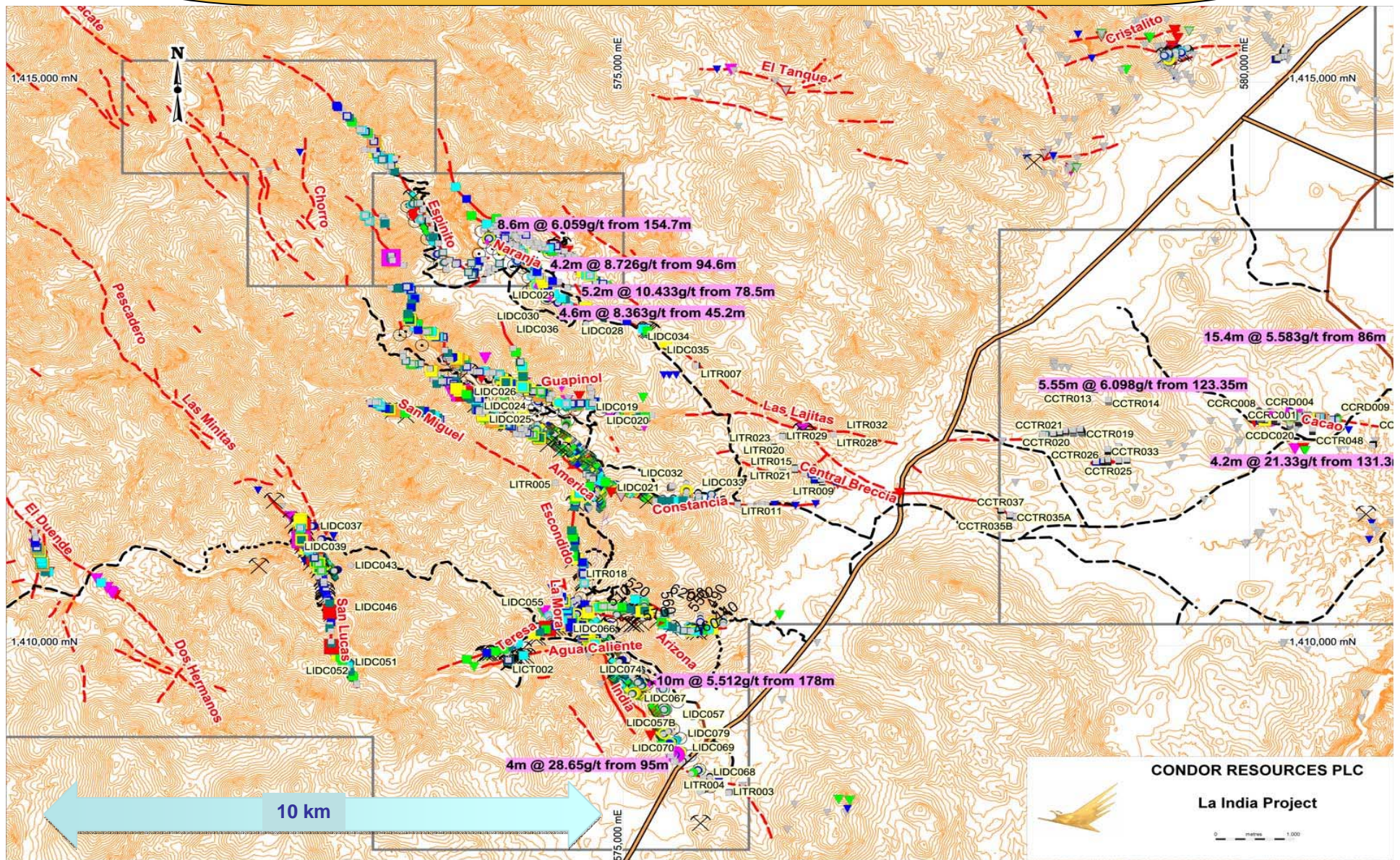
# DRILLING RESULTS

Top 20 drill intercepts ranked by true grade-width below:

Prospect	Vein	Hole_ID	From (m)	To (m)	Interval (m)	True Width (m)	Au (g/t)	Ag (g/t)	True grade-width (gm/t)
India	India HW1	DH-LI-08	95.00	99.00	4.00	3.28	28.65	27.0	93.87
India	India HW1	LIDC067	96.01	119.10	23.09	20.93	2.67	10.9	55.89
India	India HW2	LIDC074	143.00	145.40	2.40	2.04	25.37	17.0	51.64
India	India	DH-LI-01	178.00	188.00	10.00	7.66	5.51	6.8	42.22
Cacao	Cacao 2	CCRD002	87.00	101.05	14.05	6.38	6.05	2.5	38.62
Tatiana	Tatiana	P090	78.50	83.70	5.20	3.13	10.43	10.2	32.65
Tatiana	Tatiana	P074	154.70	163.30	8.60	5.29	6.06	33.1	32.08
Cacao	Cacao 6	CCRD006	132.90	135.50	2.60	0.76	34.12	4.8	25.94
Tatiana	Tatiana	P081	161.50	165.40	3.90	2.40	10.35	6.3	24.86
Tatiana	Tatiana	P075	84.60	87.90	3.30	1.89	12.71	4.1	24.05
India	India	LIDC069	155.45	158.60	3.15	2.85	8.40	8.8	23.98
Tatiana	Tatiana	P086	45.20	49.80	4.60	2.83	8.36	16.1	23.68
Tatiana	Tatiana	P062	74.50	77.90	3.40	2.07	10.63	23.8	21.99
Guapinol	Guapinol	P040	93.80	98.10	4.30	3.14	6.81	18.0	21.43
Cristalito	Cristalito	DDHT09	93.30	99.90	6.60	5.98	3.58	7.5	21.40
Tatiana	Tatiana	P073	94.60	98.80	4.20	2.41	8.73	31.2	21.02
India	India	LIDC067	129.15	134.01	4.86	4.40	4.76	30.2	20.96
Arizona	Arizona	LIDC059	159.90	164.80	4.90	4.47	4.60	3.7	20.59
Constancia	Constancia	LIDC023	62.30	65.30	3.00	2.30	8.52	2.4	19.58
India	India	DH-LI-10A	233.00	238.00	5.00	3.77	4.89	24.3	18.45



# La India Project- Heart of Project



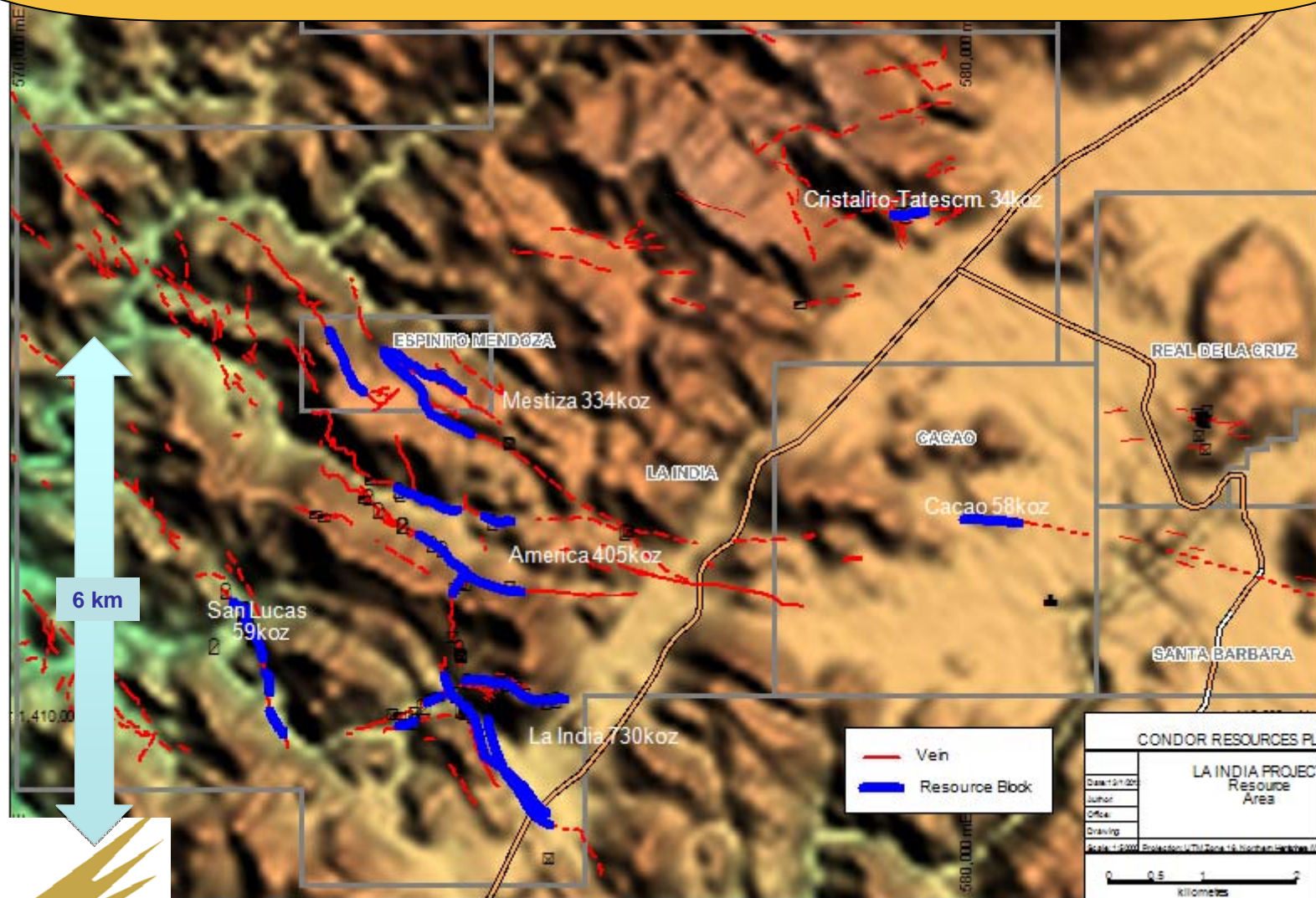
CONDOR RESOURCES PLC

La India Project

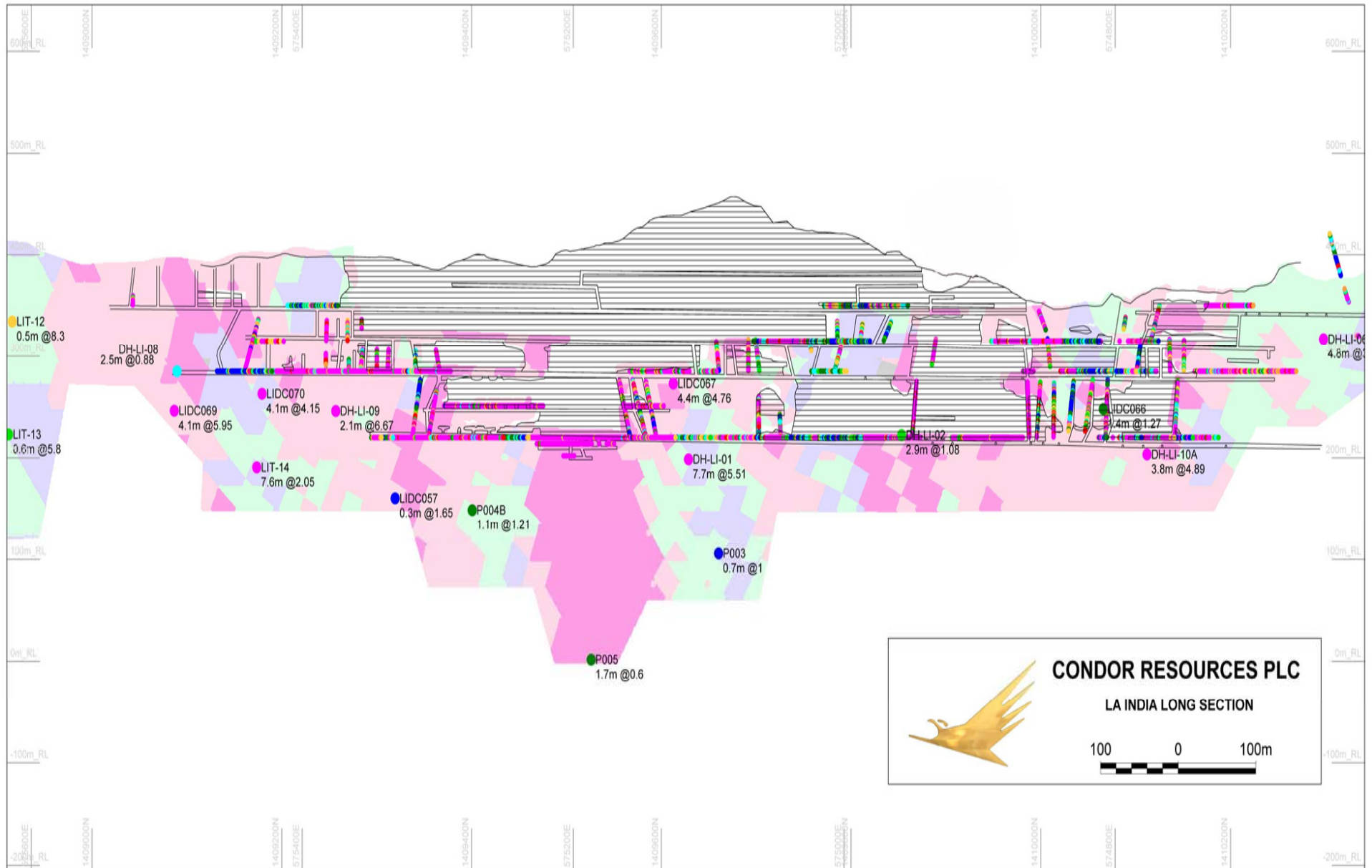
CONDOR RESOURCES PLC



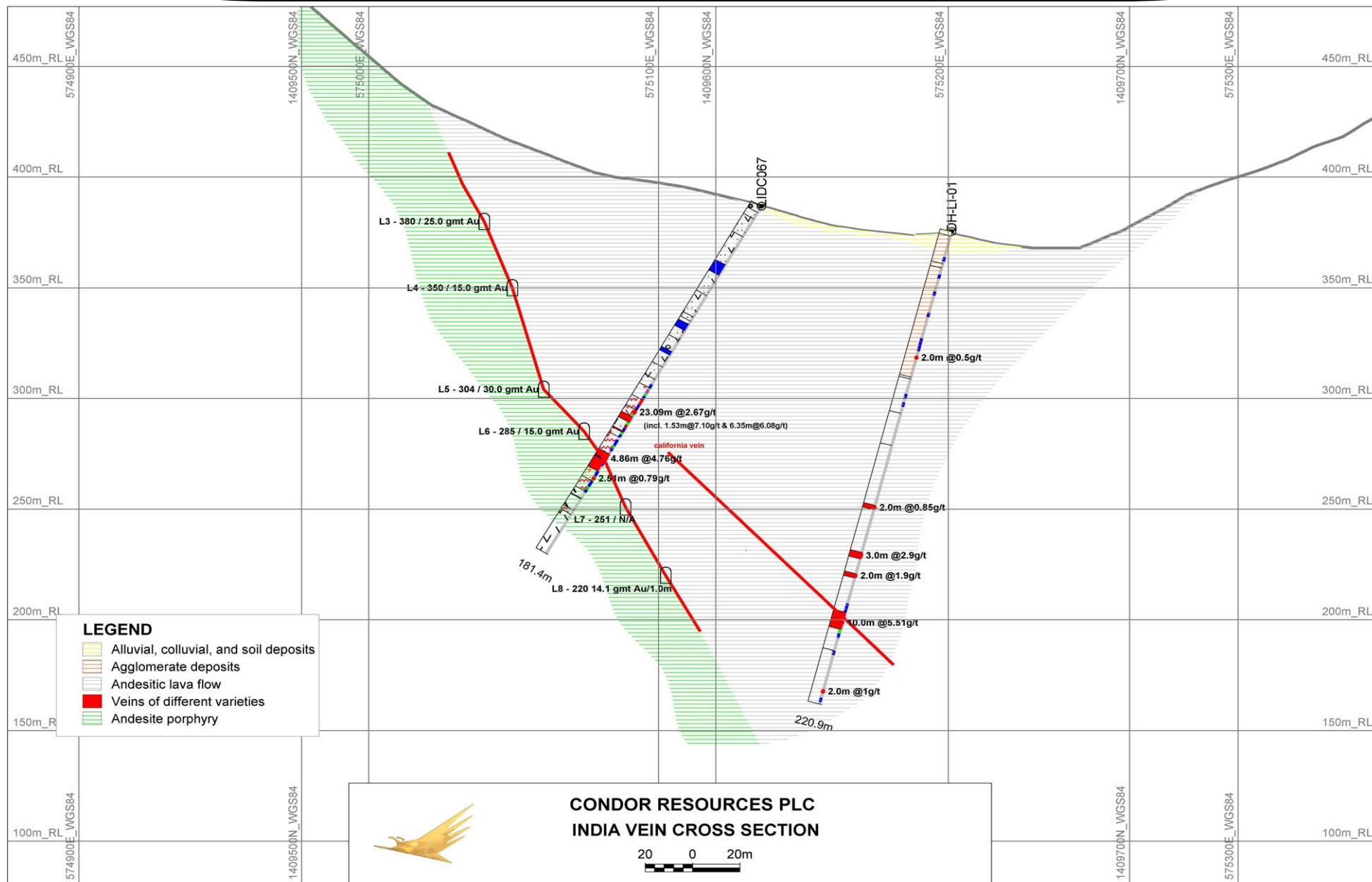
## La India Project- Heart of Project



# La India Vein –Historic Mine-circa 250,000 oz production

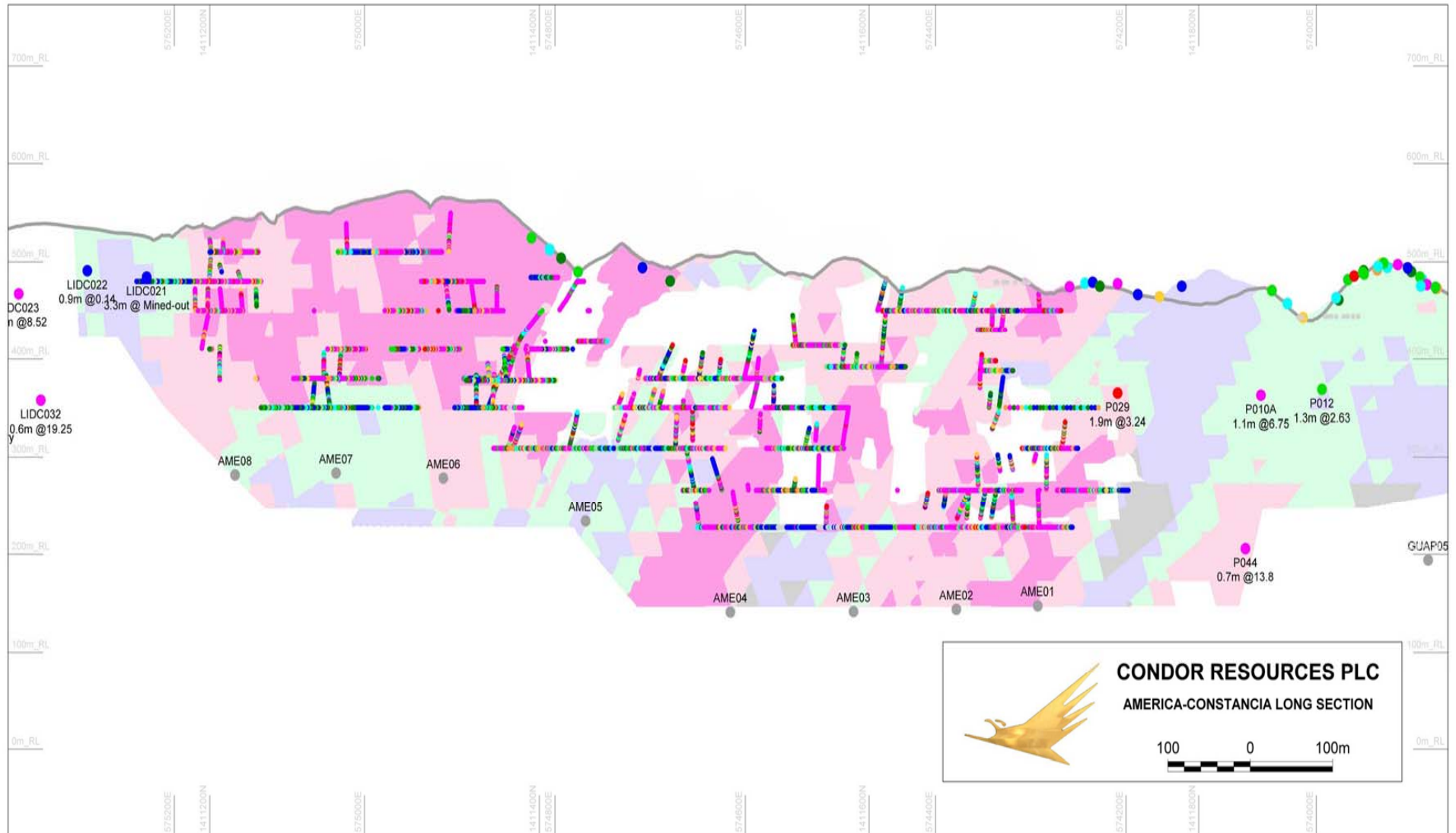


# La India Vein –Historic Mine –Cross section





# America Vein –Historic Mine –circa 200,000 oz production





SRK reported 1,620,000 oz gold JORC Resource @ 5.6g/t

100% owned La India Project:

264,000 oz gold @ 7.1g/t indicated

1,356,000 oz gold @ 5.4g/t inferred

Data includes:

- 32,000 metres of drilling
- 238 drill holes
- 15,000 metres surface trenching
- 3,000 metres underground adit samples- tunnels opened
- 9,000 original underground mine grade control samples
- SRK produced above resource in 3D model



## Acquisition Espinito Mendoza Concession- Aug 2011

- Espinito Mendoza has 513,000 oz gold @ 11.1g/t to Soviet Classification
- Completes acquisition of 2.4m oz gold @ 9.5g/t to Soviet Classification
- Condor digitalised 4,339m drilling and 1,595m trenching and handed to SRK Consulting to convert to a JORC Code Resource
- SRK estimated 206,000 oz gold at 6.4g/t to JORC Code without any drilling from Condor
- US\$1,625,000 cost over 4 years equivalent to \$3 per oz gold Soviet Resource or \$8 per oz gold JORC Resource
- Payment structure includes issuing \$275,000 shares at 9 pence
- 5,000m drill commitment over 4 years
- Bonus payment of 1% of gold price on P&P reserves in year 4



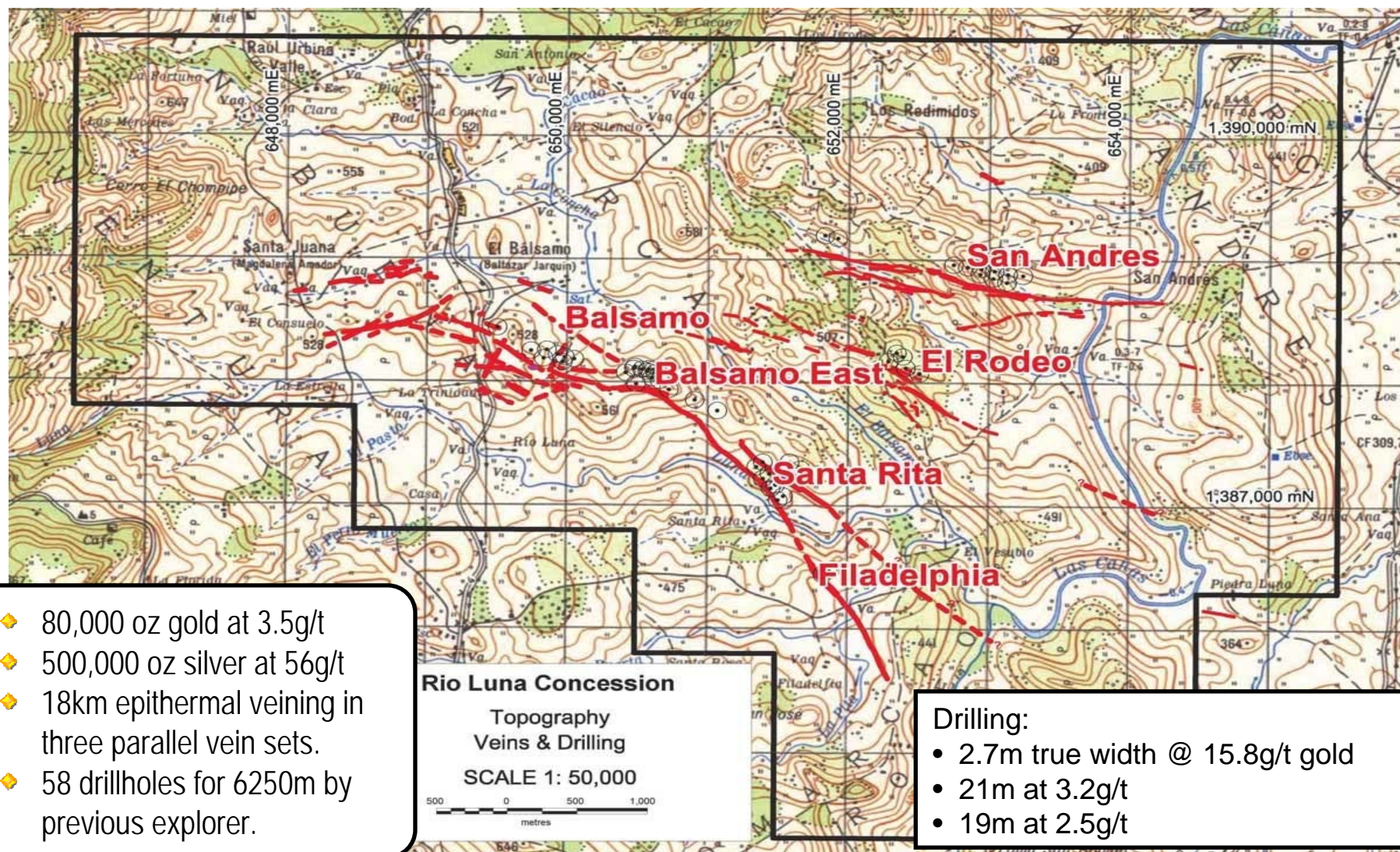
## Future Plans for La India Project

- 14,500m drill programme completed by Condor in 2011
- 1,620,000 oz gold at 5.6g/t JORC resource in Dec 2011
- 2,000,000 oz gold JORC resource targeted in 2012
- In-fill drilling to move inferred to indicated resource
- Feasibilities studies planned in 2012
- Average depth of 238 drill holes is 150 metres
- Resource is open along strike and to depth on several veins
- Aim to define a large commercial reserve
- Take to Bankable Feasibility Study






# Rio Luna – 87,000 oz gold equivalent Resource at 3.9g/t



## El Salvador- unofficial moratorium

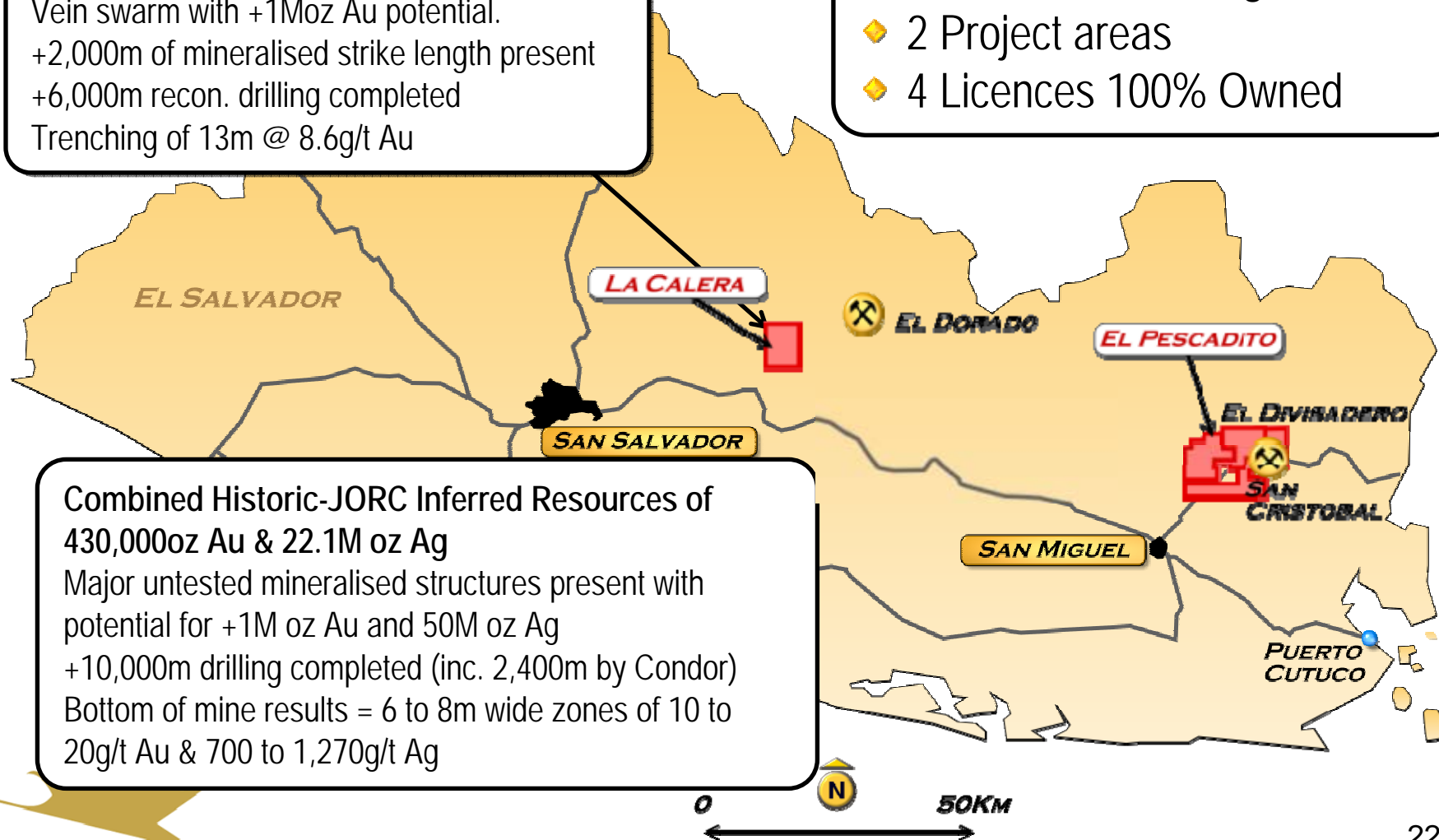
- ❖ Government imposed a **moratorium on exploration and mining** 4 years ago. Government is indecisive.
- ❖ All exploration and mining companies in El Salvador have been forced to halt exploration drilling or mining activity.
- ❖ Pacific Rim Mining (PMU:TSX) is suing the Government of El Salvador for US\$75 million through CAFTA.
- ❖ The Government awarded a tender on 1<sup>st</sup> September 2010 to the Tau Group of Spain to conduct an independent review of the benefits of mining to the Republic of El Salvador. Report expected anytime?
- ❖ Tender for a “Mining Policy Review” due in 2012?



## El Salvador- Location Maps

JORC Inferred Resources of  
310,000oz Au & 280,000oz Ag  
Vein swarm with +1Moz Au potential.  
+2,000m of mineralised strike length present  
+6,000m recon. drilling completed  
Trenching of 13m @ 8.6g/t Au

- ◆ 175km<sup>2</sup> Landholding
- ◆ 2 Project areas
- ◆ 4 Licences 100% Owned





## El Salvador- JORC Inferred Resource

Project	Tonnes	Gold Grade (g/t)	Silver Grade (g/t)	Gold Equivalent Grade (60:1 Ag:Au-g/t)	Gold Ounces	Silver Ounces	Gold Equivalent Ounces (60:1 Ag:Au)
El Pescadito	7,100,000	1.8	96	3.5	434,000	22,100,000	802,000
La Calera	6,000,000	1.6	1.4	1.6	310,000	0	310,000
TOTAL	13,000,000			3.0			1,112,000

Condor gifted 10% of local company and resource above into the “Condor Resources El Salvador Charitable Foundation” in May 2011



## Share Capital Structure

- Ordinary shares in issue: 558,345,086
- Options: 33,700,000
- Share Price at 1<sup>st</sup> January 2012: 6.5 pence
- Market Capitalisation: £36m
- April 2011 Placement to Macquarie Bank £3m at 9 pence





## Shareholders

- Mark Child (Chairman) 12.3%
- Oracle Investment Management 8.5%
- Macquarie Bank Limited 6%



## Conclusion

- 1,620,000 oz gold @ 5.6g/t resource to JORC at La India Project – potential to be a substantial commercial reserve.
- 2,000,000 oz gold resource to JORC code target in 2012 on La India Project
- Condor has 2.4m oz gold @ 9.5g/t to Soviet Classification on La India
- Advanced stage Project: 32,000m drilled, 10,000m trenched, 3,000m tunnels, 9,000 original underground mine grade control sampled in District. 575,000 oz gold @ 13.2 g/t historic production
- 14,800m drill programme completed by Condor in 2011
- 138 drill holes to average depth 150m. Not yet drilled to depth
- Aim to produce BFS at La India Project
- 1,004,000 oz gold equivalent @ 2.6g/t in El Salvador is a bonus if moratorium lifted.
- 2,711,000 oz gold equivalent resource to JORC Code (Nicaragua + El Salvador)

