



# Condor Resources plc

## New York Hard Asset Conference

14<sup>th</sup> to 15<sup>th</sup> May 2012

[www.condorresourcesplc.com](http://www.condorresourcesplc.com)

# DISCLAIMER

This written presentation (the "**Slides**") has been prepared by Condor Resources plc (the "**Company**"). The Slides are the sole responsibility of the Company and are subject to updating, correction, completion, revision, further verification and amendment. Any reference to the Slides shall include any part or parts thereof.

The Slides, and the accompanying oral presentation, do not constitute (i) an offer or an intended offer of securities in the Company, (ii) a recommendation regarding any decision to sell or purchase securities in the Company or (iii) a prospectus, disclosure document or listing particulars relating to the Company nor do they form part of any offer or invitation to purchase, sell or subscribe for, or any solicitation of any such offer to purchase, sell or subscribe for, any securities in the Company. The Slides, or the fact of their distribution, shall not form the basis of and should not be relied on in connection with, any contract or future decision to acquire the Company's securities.

The Slides and the accompanying oral presentation are confidential and the Slides are being supplied to you solely for your information and may not be reproduced or distributed, passed on or disclosed, whether directly or indirectly, to any other person or published, in whole or in part, for any purpose. No reliance may be placed for any purpose whatsoever on the information contained in the Slides and the accompanying verbal presentation or the completeness, fairness or accuracy of such information. No representation or warranty, express or implied, is given by or on behalf of the Company or its respective shareholders, directors, officers or employees or by Ocean Equities Limited as the Company's broker or by Beaumont Cornish Limited as the Company's nominated adviser or by any other person as to the accuracy, completeness or fairness of the information or opinions contained in the Slides and the accompanying verbal presentation, and no liability or responsibility is accepted for any such information or opinions (including in the case of negligence, but excluding any liability for fraud).

The Slides contains maps, charts, schematics, cross-sections and other graphics and images (the "**Images**") which have been produced by the Company using common software packages such as MapInfo and Micromine. The source data for the Images includes the Company's own data, data from third party consultants and from publicly available information.

The Slides may contain forward-looking statements, which relate, inter alia, to the Company's proposed strategy, plans and objectives. Such forward-looking statements are based on current expectations and involve known and unknown risks, uncertainties and other factors beyond the control of the Company that could cause the actual performance or achievements of the Company to be materially different from any future results, performance or achievements expressed or implied by such forward-looking statements. Such risks, uncertainties and other factors include, among others, changes in the credit markets, changes in interest rates, legislative and regulatory changes, changes in taxation regimes, changes in gold and silver prices, political risks, operational risks and general economic and business conditions. These forward-looking statements speak only as at the date of the Slides, they should not be relied on and the Company accepts no obligation to disseminate any updates or revisions to them. No representation or warranty is given by the Company as to the performance, achievement or reasonableness of any such forward-looking statements.

The Slides and their contents are for distribution in the United Kingdom and Switzerland only. In the United Kingdom the Slides are for distribution only to persons who fall within the exemptions contained in Articles 19(5) and 49(2) of the Financial Services and Markets Act 2000 (Financial Promotion) Order 2005 (as amended) ("**FPO**") (such as persons who are authorised or exempt persons within the meaning of the FPO and certain other persons having professional experience in matters relating to investments, high net worth companies, unincorporated associations or partnerships and the trustees of high value trusts) and persons to whom distribution may otherwise lawfully be made. Any investment, investment activity or controlled activity to which the Slides relate is available only to such persons and will be engaged in only with such persons. Persons of any other description, including those that do not have professional experience in matters relating to investments, should not rely or act upon the Slides.

The ordinary shares referred to in the Slides (the "**Shares**") will not be distributed and offered, directly or indirectly, to the public in Switzerland and this document may not be publicly distributed or otherwise made publicly available in Switzerland. This document does not constitute a public offering prospectus as that term is understood pursuant to article 652a or article 1156 of the Swiss Code of Obligations. The Company has not applied nor will apply for a listing of the Shares on the SIX Swiss Exchange or any other exchange or regulated securities market in Switzerland. Consequently, the information presented in the Slides does not necessarily comply with the information standards set out in the relevant listing rules. The Shares have not been approved by the Swiss Financial Market Supervisory Authority ("**FINMA**") under the Swiss Federal Act on Collective Investment Schemes ("**CISA**"). Therefore, investors do not benefit from protection under the CISA or supervision by FINMA. The Slides will only be made available in Switzerland, to (i) certain qualified investors within the meaning of article 10 paragraph 3 and 4 CISA and article 6 of the Ordinance on Collective Investment Schemes ("**CISO**") and only by means of marketing usual for such specific markets, or (ii) otherwise to a limited number of non-qualified investors in Switzerland, solely on a private placement basis, without any public distribution, offering or marketing in or from Switzerland.

The Slides should not be distributed, published, reproduced or otherwise made available in whole or in part by the recipients or any other person to any other person or for any purpose. In particular, neither the Slides nor any copy of them may be distributed or transmitted in or into the United States of America, Australia, the Republic of South Africa, the Republic of Ireland, Japan or Canada or in any other country outside the United Kingdom where such distribution may lead to a breach of law or regulatory requirements or transmitted, distributed or sent to or by any national, resident or citizen of such countries or to any US Person as that term is defined in Regulation S under the United States Securities Act of 1933 (as amended) (the "**Securities Act**"). The distribution of the Slides in certain jurisdictions may be restricted by law and therefore persons into whose possession these Slides come should inform themselves about and observe any such restrictions. Any such distribution could result in a violation of the law of such jurisdiction.

The Shares have not been, and will not be, registered under the Securities Act or with any securities regulatory authority of any state or other jurisdiction of the United States. The Company has not been registered and will not register under the United States Investment Company Act of 1940 (as amended). Subject to certain exceptions, the Company's securities may not, directly or indirectly, be offered or sold within the United States of America, Australia, South Africa, the Republic of Ireland, Japan or Canada or offered or sold to a resident of such countries.

**The Shares referred to in the Slides have not been recommended by the US federal or state securities commission or regulatory authority nor have such authorities confirmed the accuracy or adequacy of this document. Any representation to the contrary is a criminal offence in the United States.**

## Introduction

- AIM listed exploration company, listed 2006
- 1,700,000 oz gold at 5.2g/t in Nicaragua
- 1,004,000 oz gold at 2.6g/t equivalent in El Salvador
- 2,700,000 oz gold = group resource to JORC Code
- Market Cap at 5pence £31m or US\$50m



## JORC Code Resource

Nicaragua - 1,620,000 oz gold @ 5.6g/t at La India Project  
264,000 oz gold @ 7.1g/t in Indicated  
1,356,000 oz gold @ 5.4g/t in Inferred  
- 87,000 oz gold @ 3.9g/t at Rio Luna Project

El Salvador - 1,004,000 oz gold equivalent @ 2.6g/t  
- 30% value from silver content

TOTAL – 2,711,000 oz gold equivalent attributable to Condor

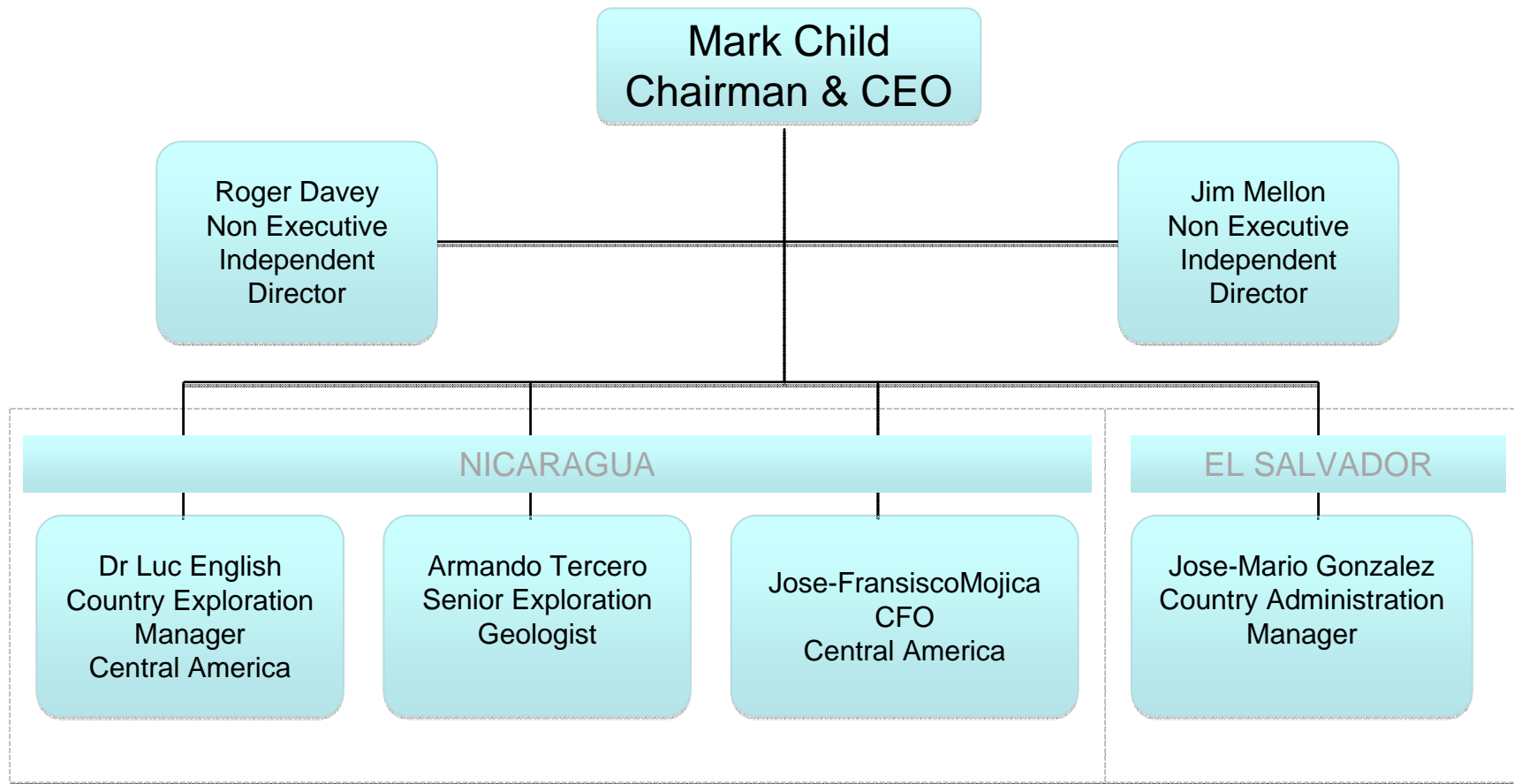


## Strategy

- Define a large commercial reserve on La India Project in Nicaragua – target 2m oz gold resource in 2012
- Bring La India Project to Bankable Feasibility Study
- Lobby Government in El Salvador to re-commence exploration on Condor's 1m oz gold resource



# Corporate Management Structure



# Nicaragua Concessions – 257 sq km landholding



## Why Nicaragua?

- Pro-mining Government
- 3 operating mines. Nicaragua produces 200,000 oz p.a
- B2Gold (BTO:TSX) 5,500tpd gold mine opened 2010
- Active artisanal mining community
- Gold was 3<sup>rd</sup> largest export in 2011
- 25 year exploration and exploitation concessions
- Democracy for over 20 years
- Political stability
- 3% royalty and 30% corporation tax





## Key Features of La India Project

- Historic La India Mine produced 576,000 oz gold @ 13.4g/t prior to closure in 1956. Peak production 41,000 oz gold p.a.
- 5 year Soviet sponsored exploration programme: 1986 to 1991, completed 12,000m drilling.
- 2,400,000 oz gold @ 9.5g/t to Soviet Classification on Condor's concessions (C1+C2= 958,000 oz + P1=1,480,000 oz)
- 1,620,000 oz gold @ 5.6g/t to JORC Code – Dec 2011
- Resource confined to southern half of District
- 18 separate veins in District
- 17km veins defined but only 8km drill tested
- Main tarmac road southern end of project. Electricity pylons by road



SRK reported 1,620,000 oz gold JORC Resource @ 5.6g/t

100% owned La India Project:

264,000 oz gold @ 7.1g/t indicated

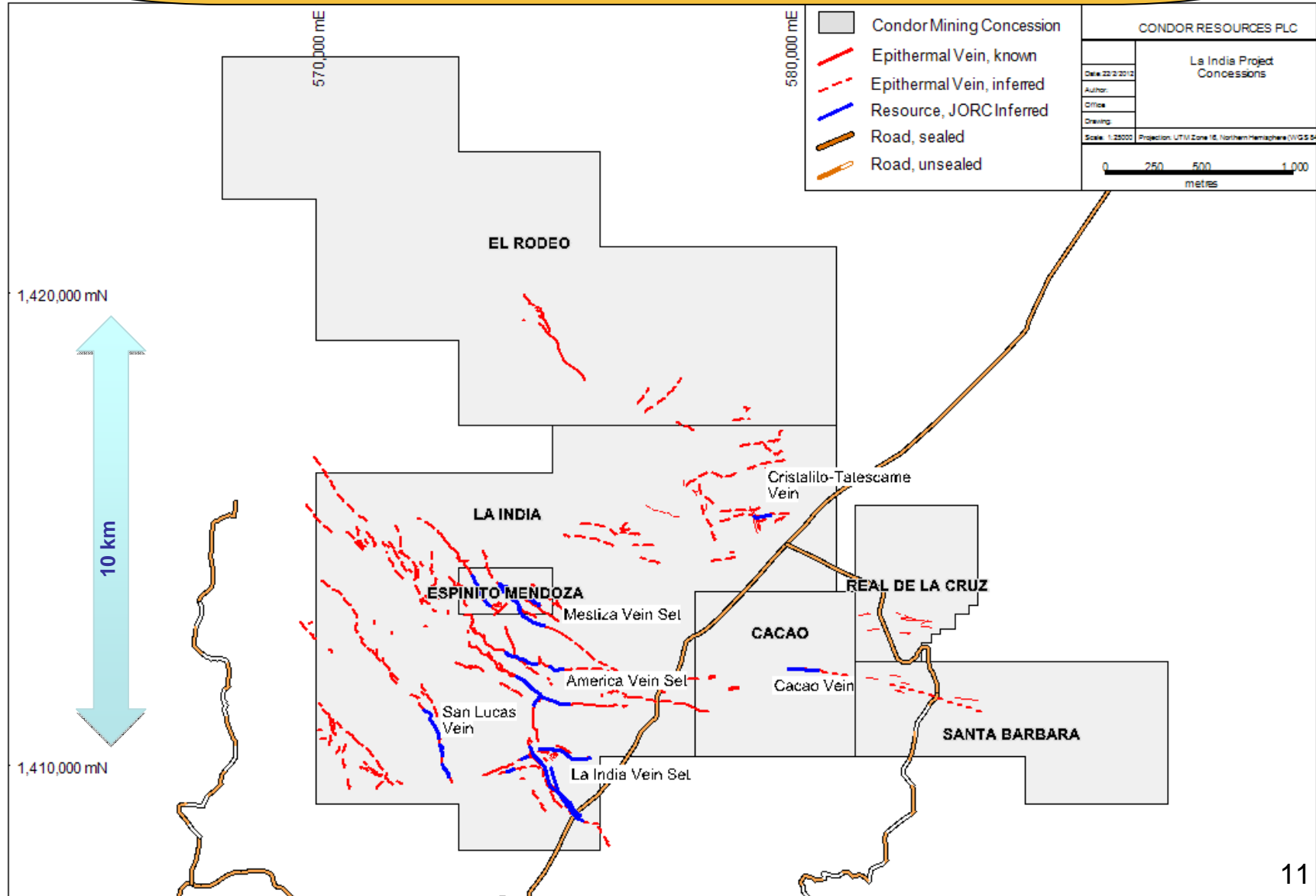
1,356,000 oz gold @ 5.4g/t inferred

Data includes:

- 34,000 metres of drilling
- 238 drill holes
- 15,000 metres surface trenching
- 3,000 metres underground adit samples- tunnels opened
- 9,000 original underground mine grade control samples
- SRK produced above resource in 3D model

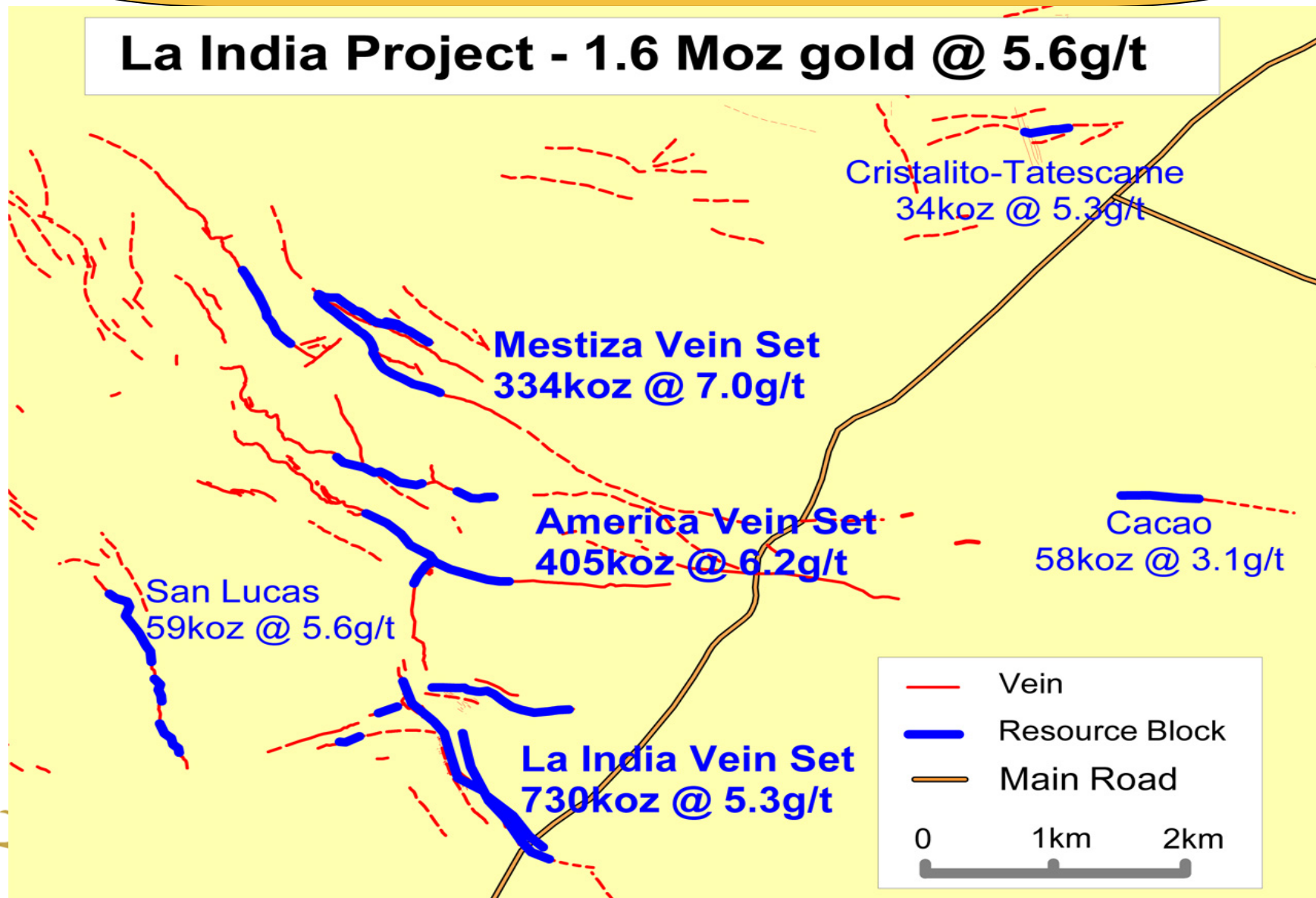


# La India Mining District- Condor has 166 sq km



# La India Project – 3 Vein Sets

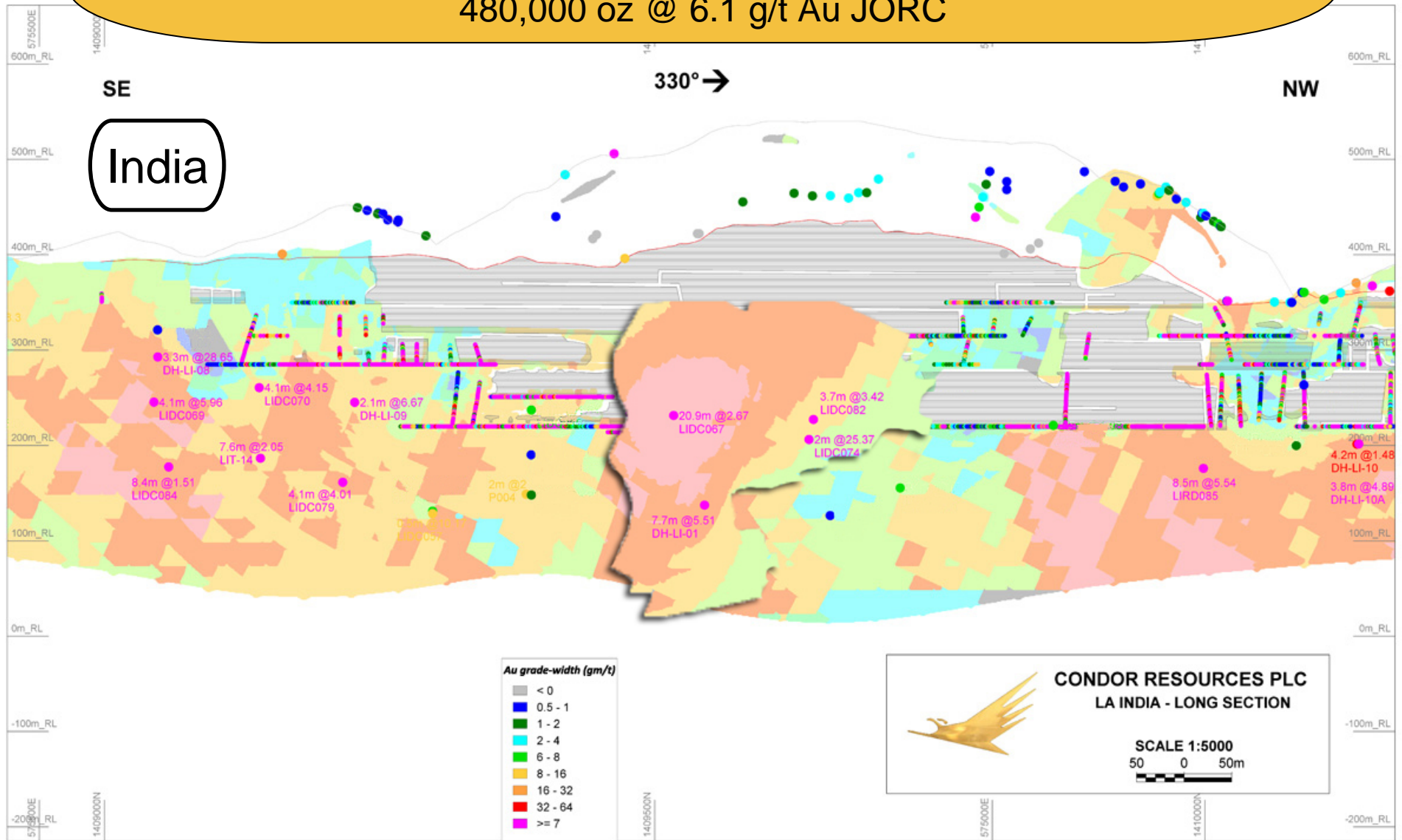
**La India Project - 1.6 Moz gold @ 5.6g/t**



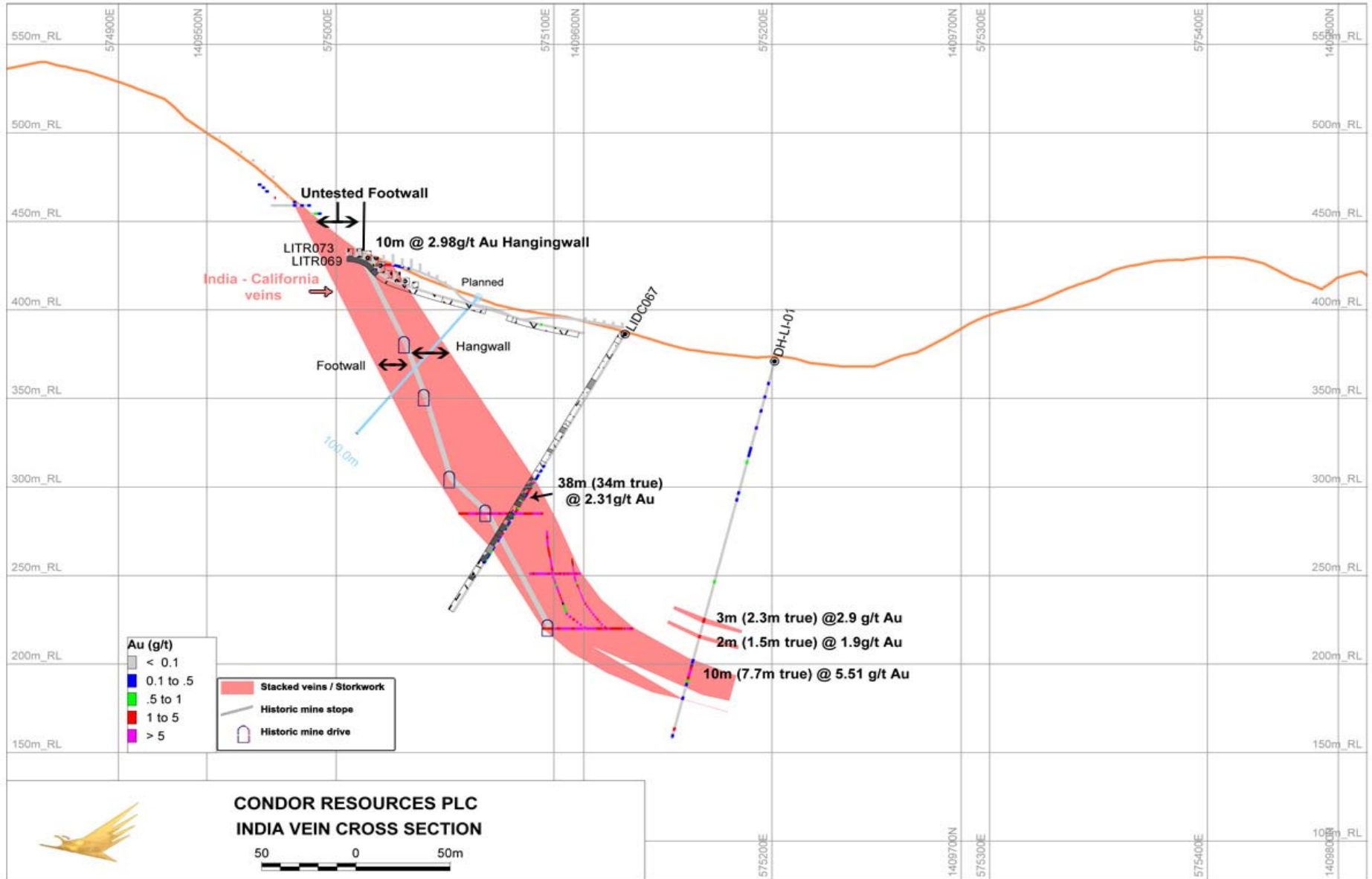
## DRILLING RESULTS – Top 25 by grade-width (gm/t)

Rank	Vein Set	Vein	Hole_ID	From (m)	To (m)	True Width (m)	Au (g/t)	Ag (g/t)	True grade-width (gm/t)
1	La India	India	DH-LI-08	95.00	99.00	3.28	28.65	27.0	93.87
2	La India	India-Cal 2	LIDC067	96.01	119.10	20.93	2.67	10.9	55.89
3	La India	India-Cal 2	LIDC074	143.00	145.40	2.04	25.37	17.0	51.64
4	Mestiza	Buenos Aires 2	P076	60.30	62.00	1.05	46.04	19.4	48.19
5	La India	India	LIRD085	215.90	230.70	8.49	5.54	12.4	47.03
6	La India	India-Cal 2	DH-LI-01	178.00	188.00	7.66	5.51	6.8	42.22
7	Cacao	Cacao 2	CCRD002	87.00	101.05	6.38	6.05	2.5	38.61
8	Mestiza	Tatiana	P090	78.50	83.70	3.13	10.43	10.2	32.65
9	Mestiza	Tatiana	P074	154.70	163.30	5.29	6.06	33.1	32.08
10	America	Natalia	LIRD093	42.00	51.00	7.79	3.81	9.1	29.69
11	La India	India-Cal 2	LIRD085	165.45	172.75	4.19	6.94	14.5	29.07
12	Cacao	Cacao 6	CCRD006	132.90	135.50	0.76	34.13	4.8	25.94
13	Mestiza	Tatiana	P081	161.50	165.40	2.40	10.35	6.3	24.86
14	La India	India	LIDC069	155.45	160.02	4.14	5.96	6.6	24.67
15	Mestiza	Tatiana	P075	84.60	87.90	1.89	12.71	4.1	24.05
16	Mestiza	Tatiana	P086	45.20	49.80	2.83	8.36	16.1	23.68
17	Mestiza	Tatiana	P062	74.50	77.90	2.07	10.63	23.8	21.99
18	America	Guapinol	P040	93.80	98.10	3.14	6.81	18.0	21.43
19	Tatescame	Cristalito	DDHT09	93.30	99.90	5.98	3.58	7.5	21.40
20	Mestiza	Tatiana	P073	94.60	98.80	2.41	8.73	31.2	21.02
21	La India	India	LIDC067	129.15	134.01	4.40	4.76	30.2	20.97
22	La India	Arizona	LIDC059	159.90	164.80	4.47	4.60	3.7	20.58
23	Central Breccia	Central Breccia 2	LIDC091	1.52	103.63	65.64	0.31	1.2	20.58
24	La India	India	DH-LI-06	142.00	149.00	6.66	3.04	2.3	20.21
25	America	Constancia	LIDC023	62.30	65.30	2.30	8.52	2.4	19.58

La India Vein – Historic Mine - circa 250,000 oz production  
480,000 oz @ 6.1 g/t Au JORC

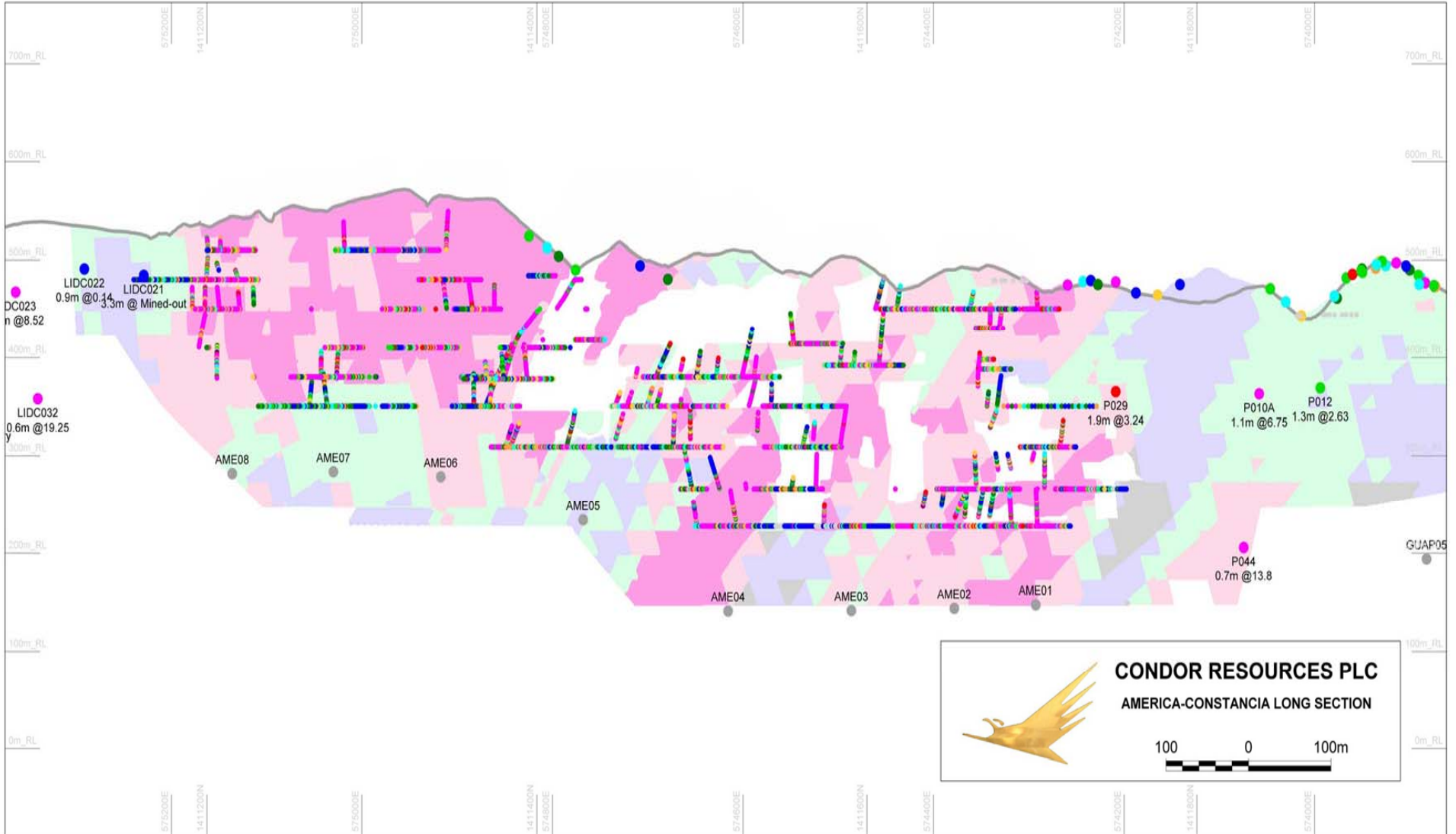


# La India Vein –Historic Mine –Cross section



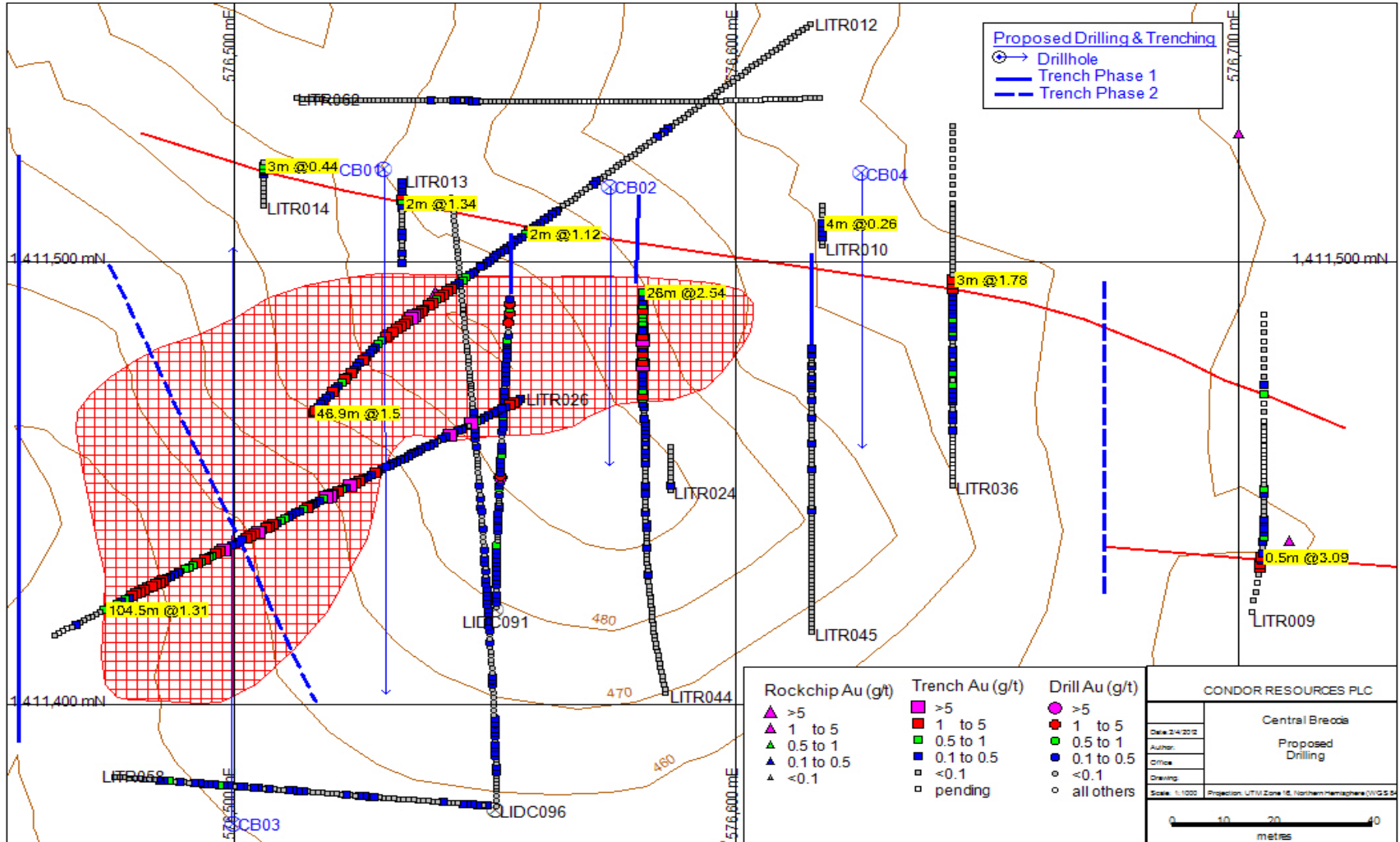


# America Vein –Historic Mine –circa 200,000 oz production





# Central Breccia-Open Pit Potential



## Mining Concept Study

- 80,000 oz per annum mill
- Base on 1.62m oz gold JORC resource
- 916,000 oz contained metal
- US\$600 operating cash costs
- 5.0g/t average head grade
- 100% underground
- Key assumptions:
  - US\$1,200 gold price
  - 2.5g/t cut of grade
  - 80% recovery of contained metal in the ground
  - 90% recovery from processing plant
  - Operating from 3 vein Sets to centralised mill



## Mining Upside

- 12,000 to 15,000m drilling planned
- Focus on increasing resource on 3 veins sets
  - La India Vein Set 730,000 oz gold to 900,000 oz gold
  - America Vein Set 405,000 oz gold to 500,000 oz gold
  - Mestiza Vein Set 334,000 oz gold to 500,000 oz gold
- JORC resource on La India Vein exceeds Soviet by 50%
- Open pit potential on La India Vein and Central Breccia
- El Limon and Bonanza Mines in Nicaragua have circa 30% open pit
- Conservative report
  - Assumes waste rock has no gold mineralisation
  - Assumes pillars and levels can't be removed
  - Assumes all underground



## Future Plans for La India Project

- 2,000,000 oz gold JORC resource targeted in 2012
- In-fill drilling to move inferred to indicated resource
- 500,000 oz gold Indicated by October 2012
- Prove up open pit targets
- Mining Concept Study: 80,000 oz mill
- Pre-feasibility studies planned in 2012
- Resource is open along strike and to depth on several veins
- Aim to define a large commercial reserve
- Take to Bankable Feasibility Study



## El Salvador- unofficial moratorium

- ◆ Government imposed a **moratorium on exploration and mining** 4 years ago. Government is indecisive.
- ◆ Condor has 1,004,000 oz gold equivalent at 2.6g/t in 2 concession areas, 30% silver content
- ◆ Condor gifted 10% of its El Salvador subsidiary to a UK Charitable Foundation. Beneficiaries are the poor in El Salvador
- ◆ Pacific Rim Mining (PMU:TSX) is suing the Government of El Salvador for US\$75 million through CAFTA.
- ◆ The Government awarded a tender on 1<sup>st</sup> September 2010 to the Tau Group of Spain to conduct an independent review of the benefits of mining to the Republic of El Salvador. Report expected anytime?
- ◆ Tender for a “Mining Policy Review” due in 2012?



## Share Capital Structure

- Ordinary shares in issue: 610,279,086
- Options: 36,600,000
- Share Price: 5 pence
- Market Capitalisation: £31m



## Shareholders

- Mark Child (Chairman) 11.3%
- Oracle Investment Management 8.5%
- Macquarie Bank Limited 5.4%



## Conclusion

- 1,620,000 oz gold @ 5.6g/t resource to JORC at La India Project – potential to be a substantial commercial reserve.
- Mining Concept Study 81,000 oz gold mill
- 2,000,000 oz gold resource to JORC code target in 2012 on La India Project
- Condor has 2.4m oz gold @ 9.5g/t to Soviet Classification on La India
- Advanced stage Project: 34,000m drilled, 10,000m trenched, 3,000m tunnels, 9,000 original underground mine grade control sampled in District. 575,000 oz gold @ 13.2 g/t historic production
- Aim to produce BFS at La India Project
- 1,004,000 oz gold equivalent @ 2.6g/t in El Salvador is a bonus if moratorium lifted.
- 2,711,000 oz gold equivalent resource to JORC Code (Nicaragua + El Salvador)

